


# Welcome

---

## Local Government Partnership Meeting

Our meeting starts soon.  
We are all muted until we begin.

If you do not hear the hold music, try connecting your audio via phone.

Click More Options  > Switch Audio > Call me at (enter your phone number) > Switch Audio




## Introduction

John Ryser

Deputy Director of  
Department of Revenue

# Housekeeping...

- Participants will be muted during each presentation.
- If you have a question or comment, enter the question into chat.
  - Click  **Chat** and send questions to **All Panelists**.
- Presentations will be posted after the meeting ends.
- This meeting will not be recorded.
- If you need assistance during the presentation, please email Kelly at [kellym@dor.wa.gov](mailto:kellym@dor.wa.gov).

# Agenda

- 9:00 – 9:10 Welcome and opening remarks
- 9:10 – 9:35 Economic & Revenue Forecast Council
- 9:35 – 10:00 Taxpayer Account Administration Update
- 10:00 – 10:20 Legislation and American Rescue Plan Overview
- 10:20 – 10:40 Legislation, Destination Sales Tax Update and Revenue Forecast
- 10:40 – 11:00 Break**
- 11:00 – 11:30 2021 DOR Legislation
- 11:30 – 12:00 New Unclaimed Property Website
- 12:00 – 12:30 Business Licensing Service Partnership Update



# Revenue Review

Presented to  
Economic and Revenue Forecast Council

Steve Lerch  
Executive Director

June 23, 2021



WASHINGTON STATE  
ECONOMIC AND REVENUE FORECAST COUNCIL



# Summary

- U.S. GDP growth, WA personal income growth are higher this year and in 2022 compared to the March forecast
- WA residential building permits forecast is higher than in March
- Forecast risks include COVID-19 and higher inflation
- The forecast of funds subject to the budget outlook is increased by \$838 million for the 2019-21 biennium and \$1,798 million for 2021-23 biennium



## Since the March forecast...

### Positives:

- COVID cases, hospitalizations and deaths have continued to decline
- U.S. employment has increased by 1.6 million jobs
- WA employment has increased by 37,300 jobs
- Residential real estate transactions remain strong

### Negatives:

- Inflation is higher
- New COVID variants
- Supply chain issues not fully resolved in some sectors



# Data updates since preliminary forecast

## **U.S.**

- May employment: +559,000 jobs
- May unemployment rate decreased to 5.8% from 6.1% in April
- June Blue Chip GDP forecast: 2021 increased from 6.6% to 6.7%; 2022 unchanged at 4.4%
- May Consumer Price Index: +5.0% over May 2020

## **Washington**

- May employment: +8,900 jobs
- May unemployment rate decreased to 5.3% from 5.4% in April



# Forecast risks

## Upside

- COVID cases decline faster, consumer response to fiscal stimulus is stronger than in baseline forecast
- Congress could pass infrastructure or additional stimulus legislation.

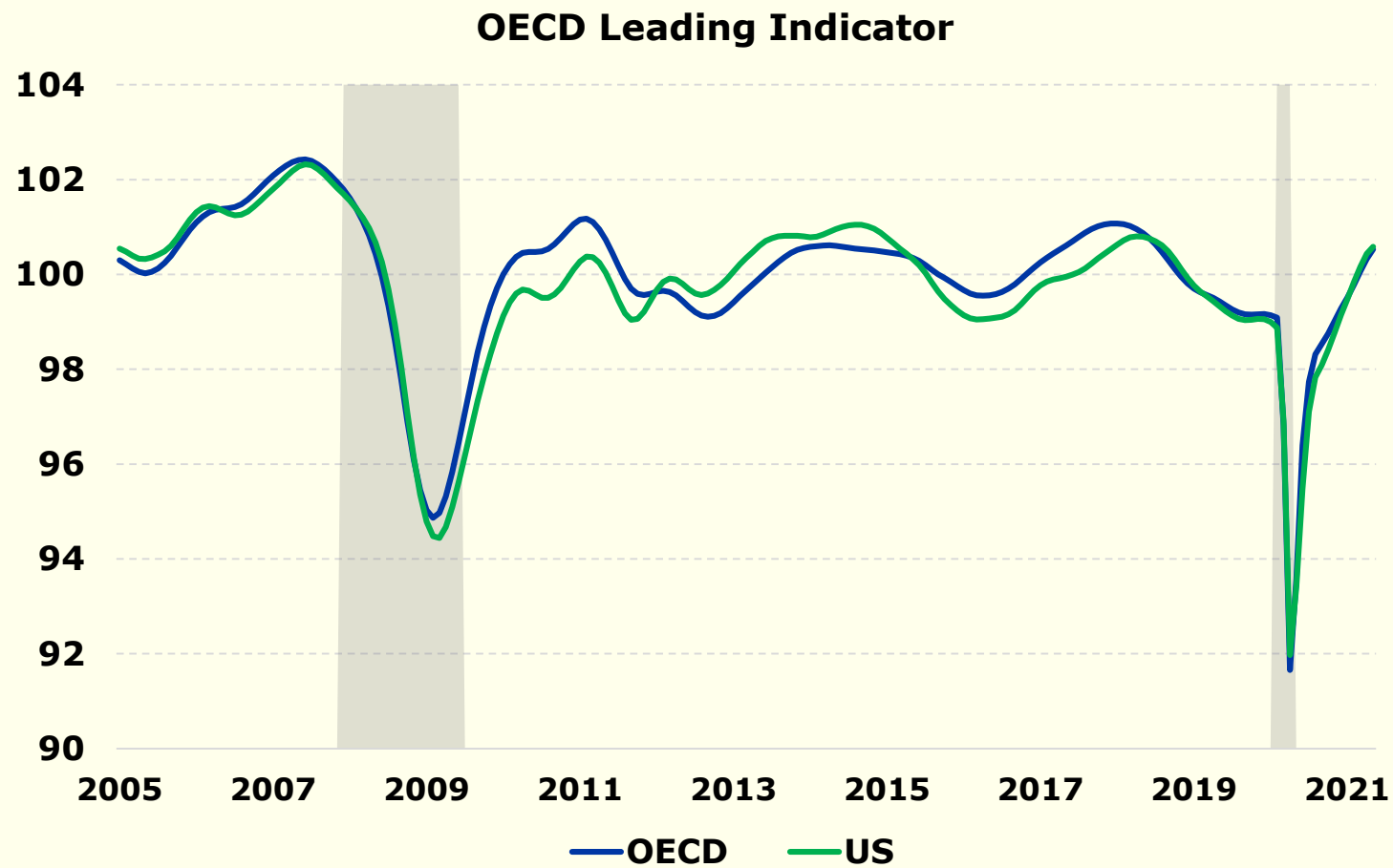
## Downside

- More infectious COVID variants lead to increased cases and hospitalizations, slowing pace of recovery
- Slower supply chain recovery and growth in labor supply lead to higher than expected inflation



# The OECD leading economic index is above its pre-pandemic level

The index is designed to have a long-run average of 100

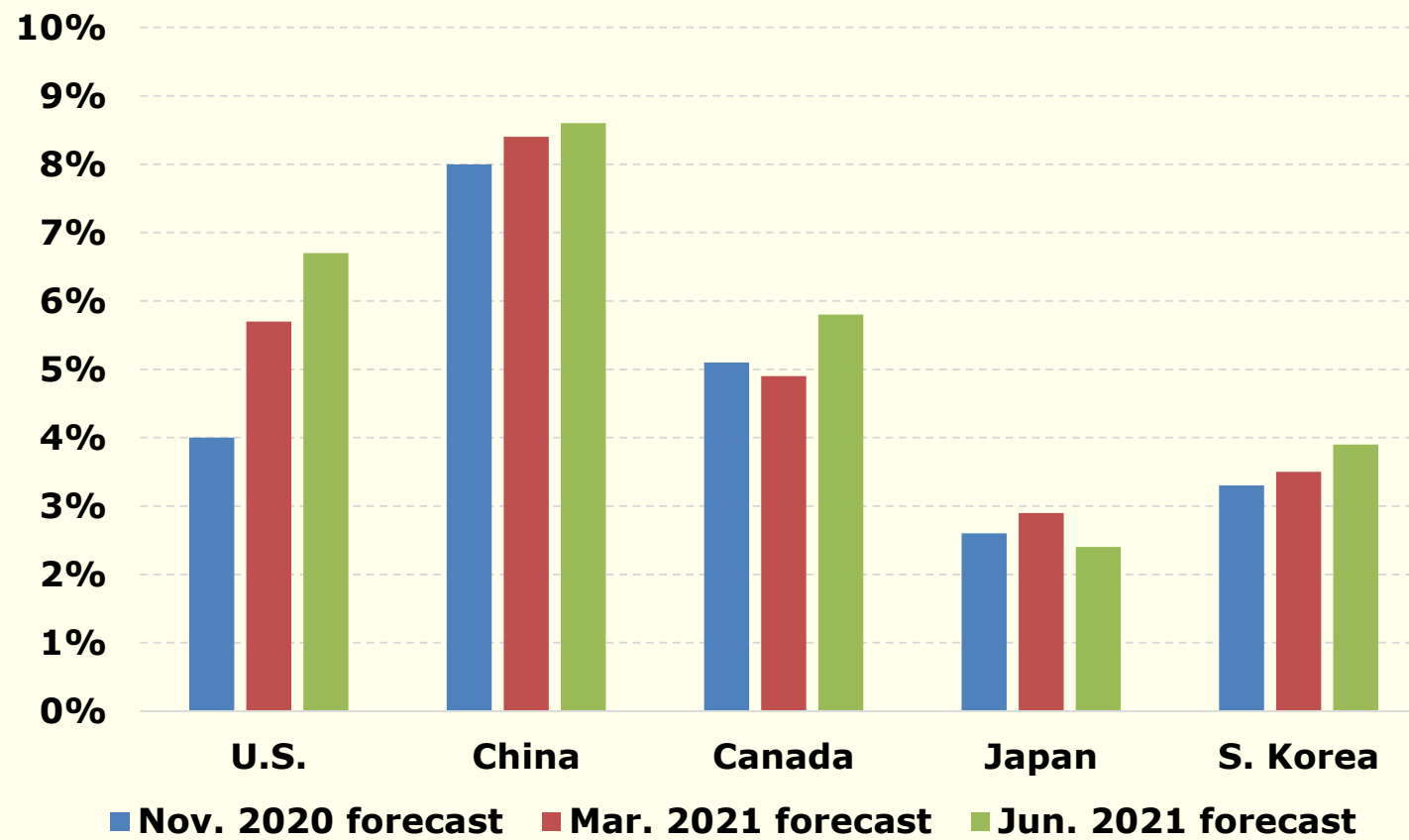


Source: Organization for Economic Cooperation and Development; data through May 2021



# Blue Chip forecasts of 2021 GDP growth have been revised up for U.S., China, Canada, South Korea

**Real GDP growth forecasts for 2021**

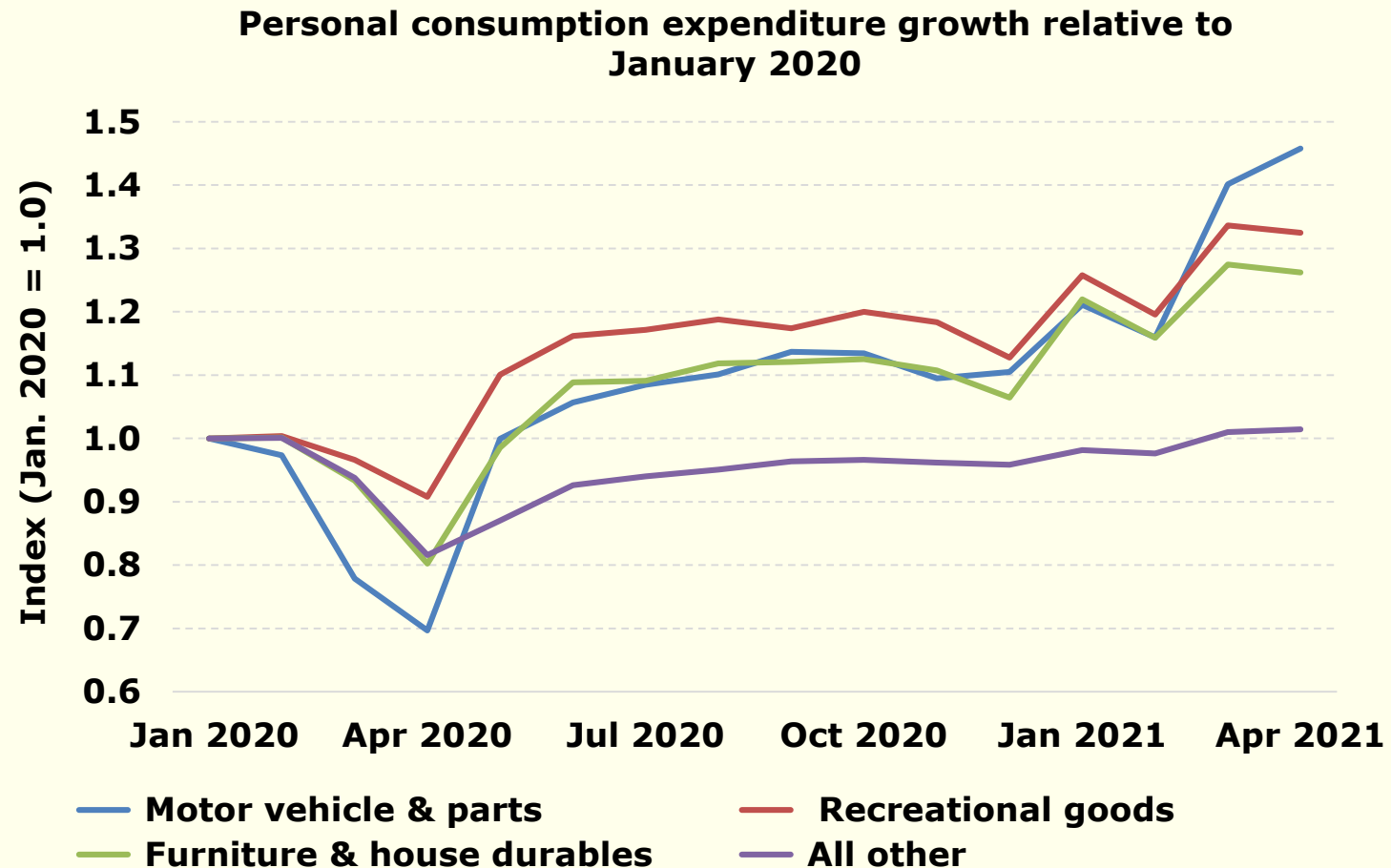


Source: Blue Chip Economic Indicators



# The pandemic shifted consumption towards consumer durables, away from services

“All other” includes groceries, clothes, gasoline, household supplies and all household expenditures on services.



Source: U.S. Bureau of Economic Analysis, data through Apr. 2021





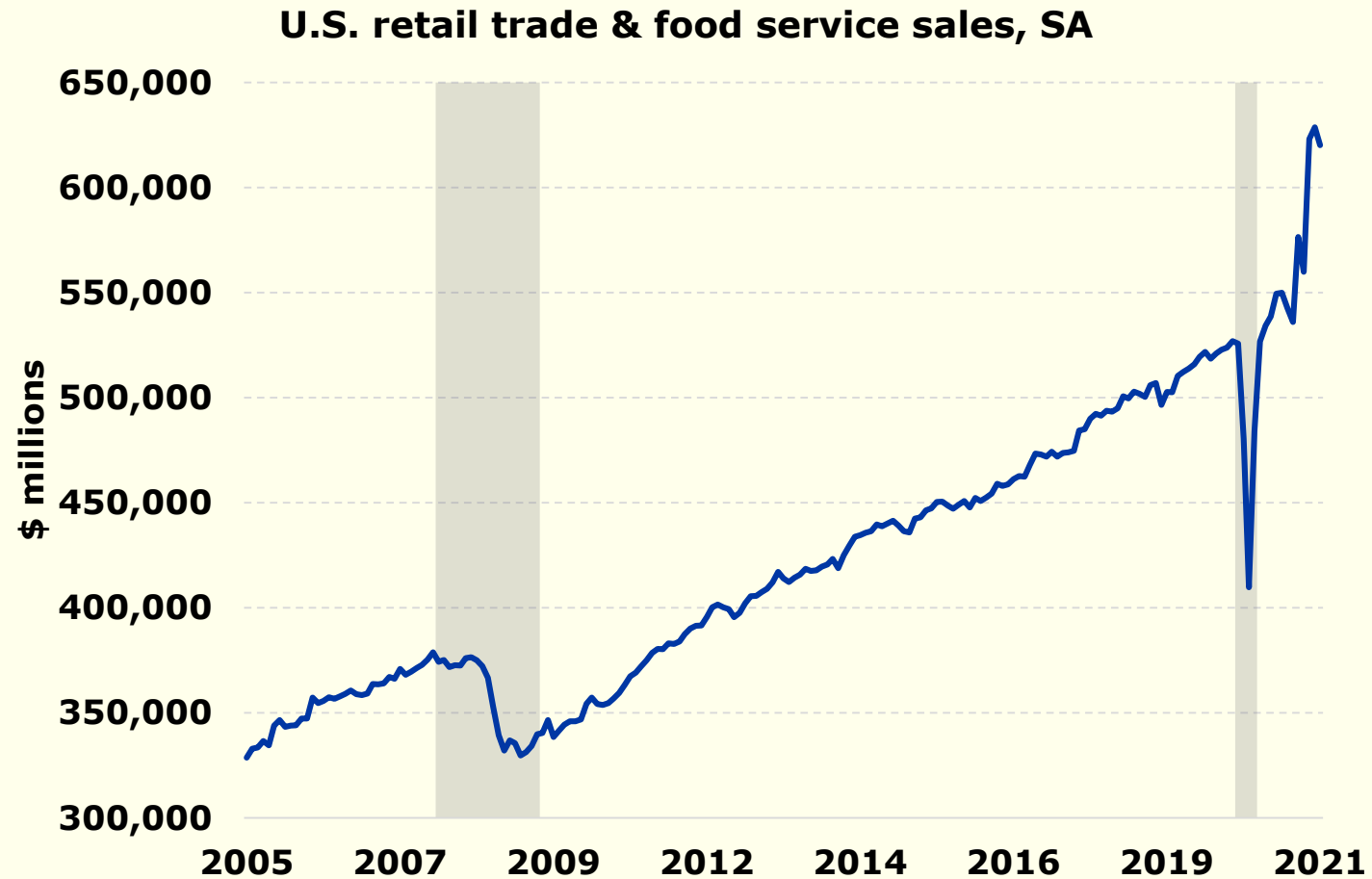
# U.S. retail trade sales dipped 1.3% in May

Sectors with above-average sales declines in May:

Building material & garden equipment, supplies: -5.9%

Motor vehicles & parts: -3.7%

Electronics & appliances: -3.4%



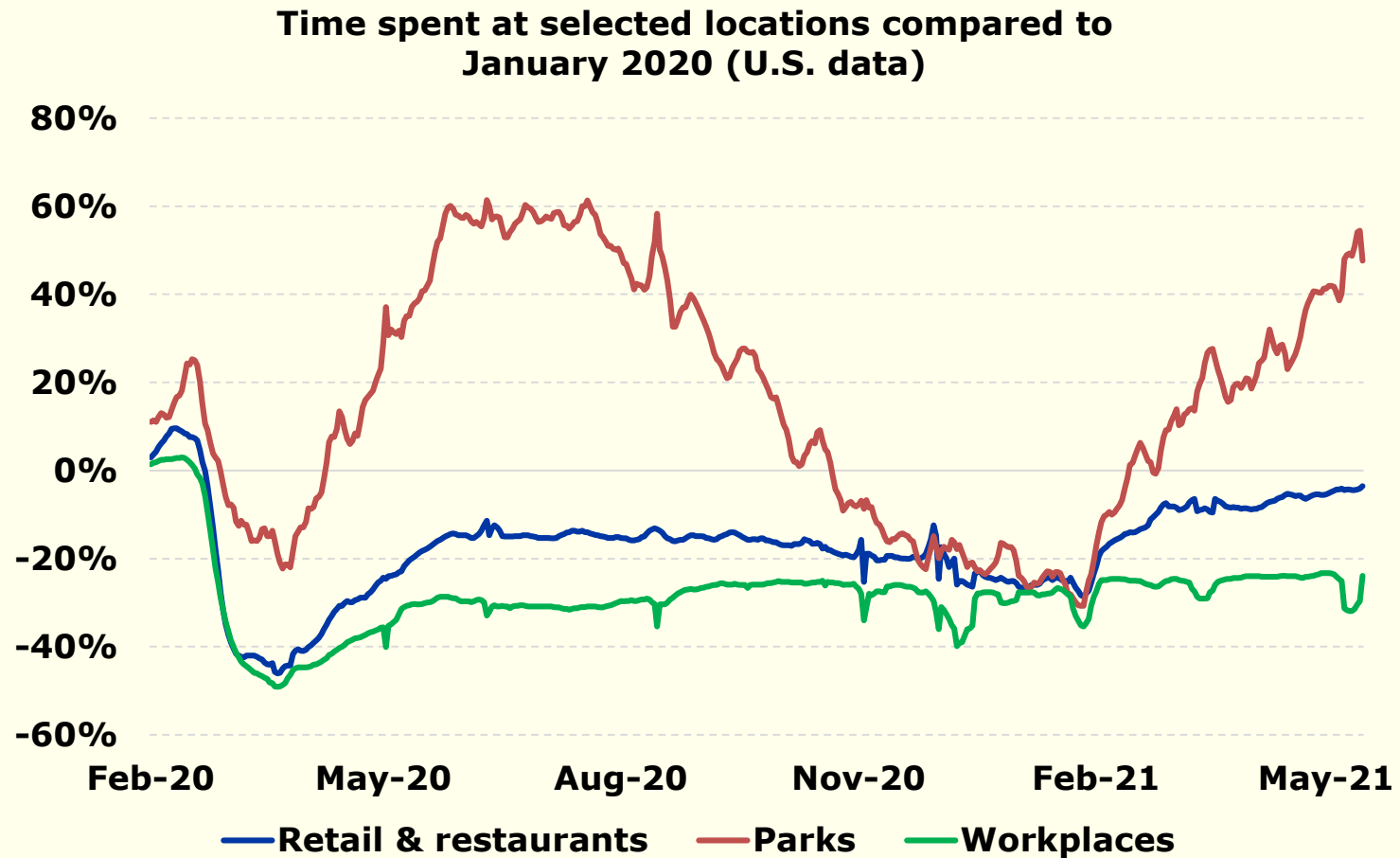
Source: U.S. Census Bureau; data through advanced May 2021

WASHINGTON STATE ECONOMIC AND REVENUE FORECAST COUNCIL



# Time spent at retail stores, restaurants, workplaces remains below pre-pandemic levels

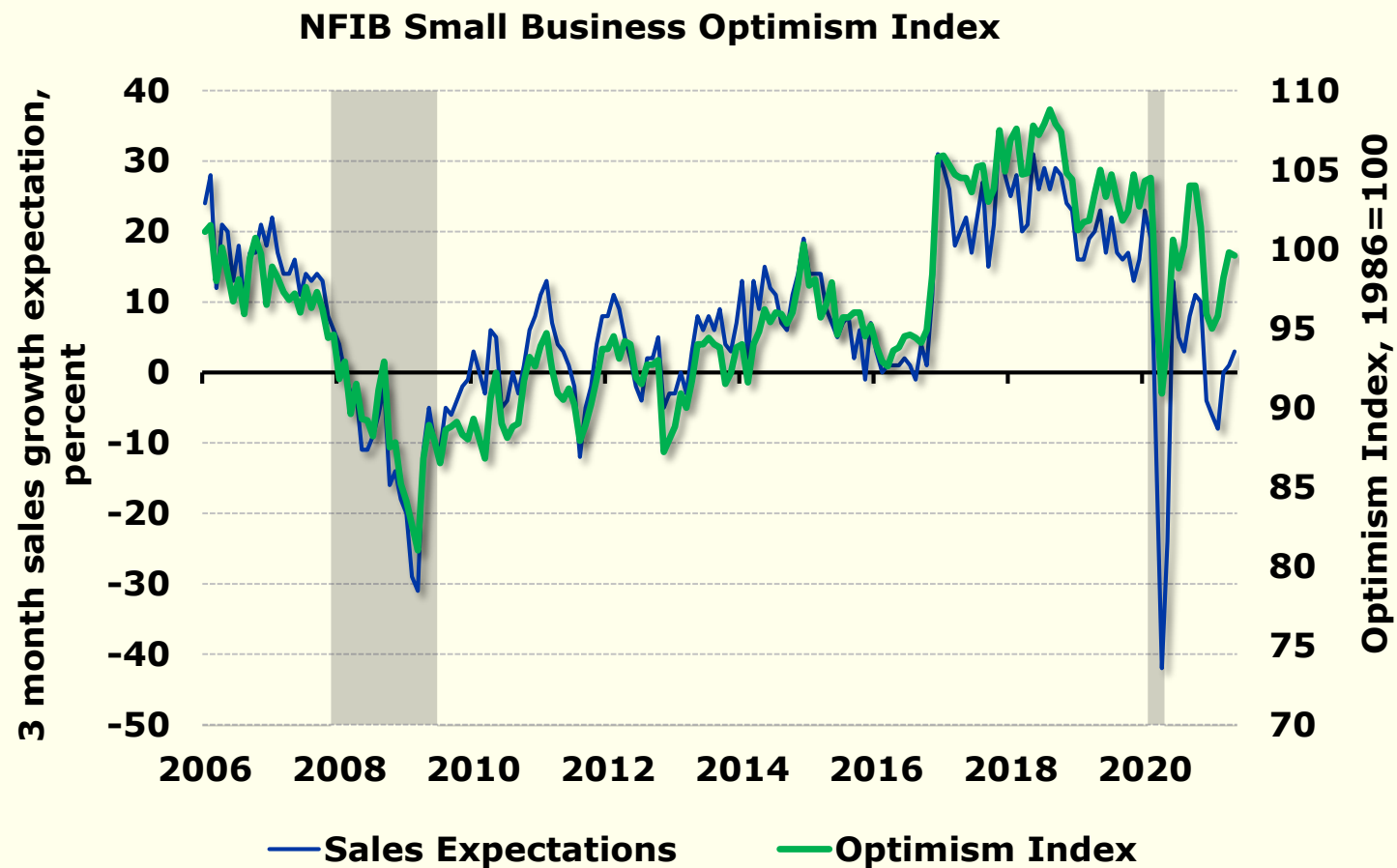
As of June 7  
2021, time spent  
outside the home  
was 5% below  
Jan. 2020 level



Sources: Opportunity Insights, Google; data Feb. 24 2020 – June 7, 2021



# Small business optimism, sales expectations have trended up since March



Source: National Federation of Independent Business; data through May 2021

**WASHINGTON STATE ECONOMIC AND REVENUE FORECAST COUNCIL**

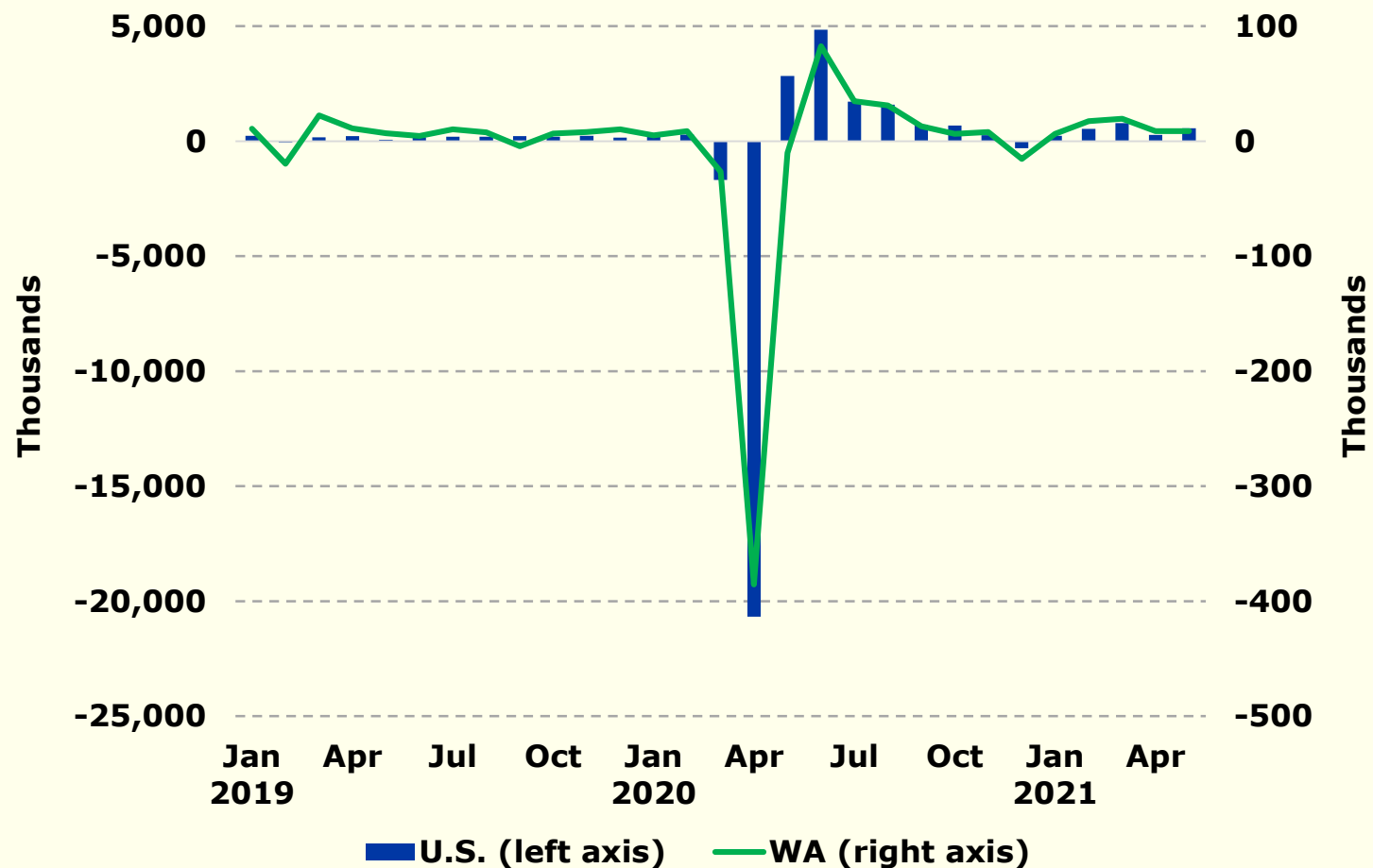


# After declining in December, U.S. and Washington employment have increased so far this year

May 2021  
employment  
compared to  
February 2020:

U.S. = -7.6  
million

WA = -200,000

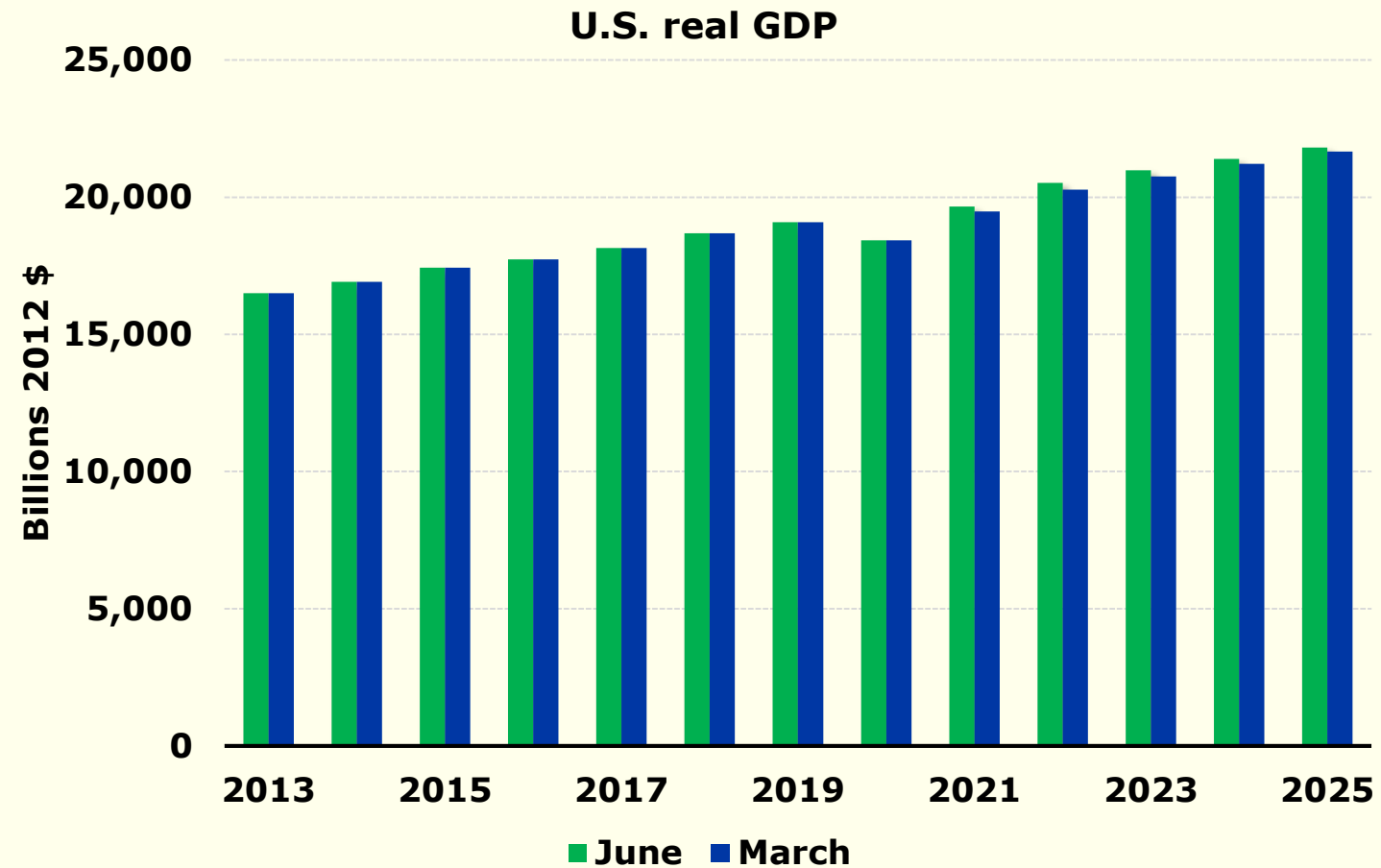


Source: ERFC, U.S. Bureau of Labor Statistics, Employment Security Dept.; data through May 2021

**WASHINGTON STATE ECONOMIC AND REVENUE FORECAST COUNCIL**



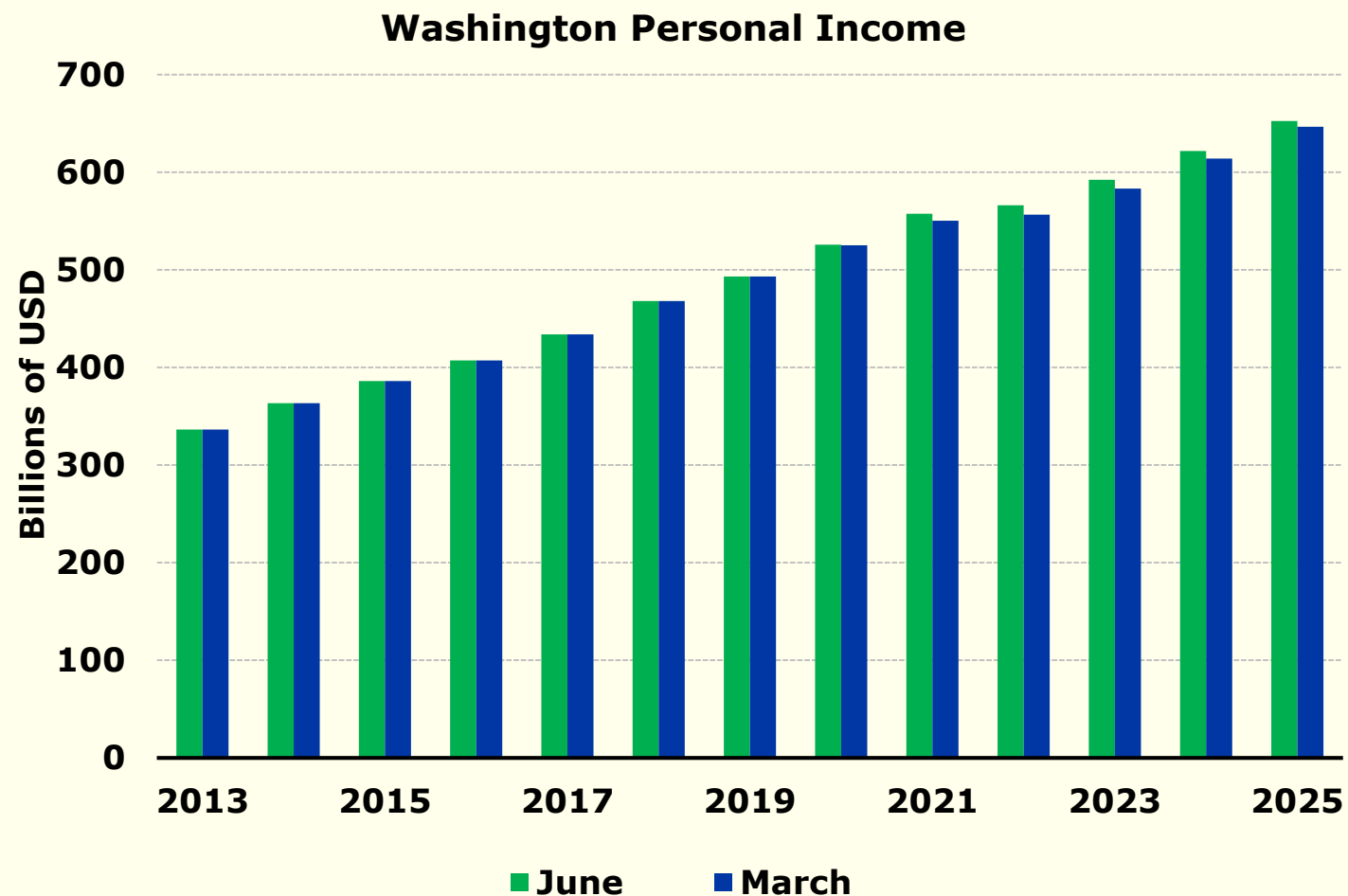
# GDP is higher throughout the forecast as Blue Chip growth forecast increased for 2021 & 2022



Source: ERFC June 2021 forecast; historical data through 2020



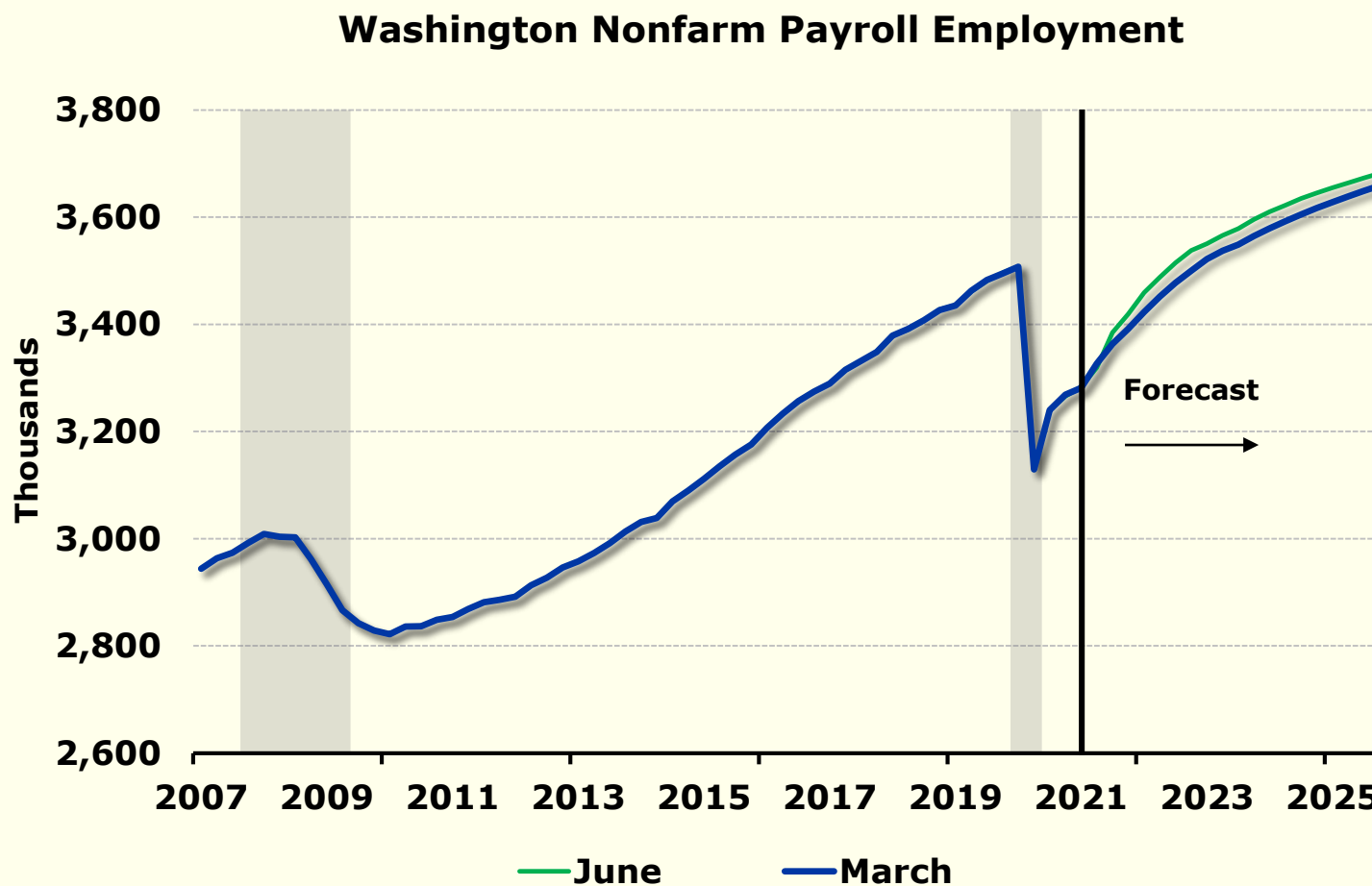
# Washington personal income is also higher in 2021 and 2022 compared to March forecast



Source: ERFC June 2021 forecast; historical data through 2020



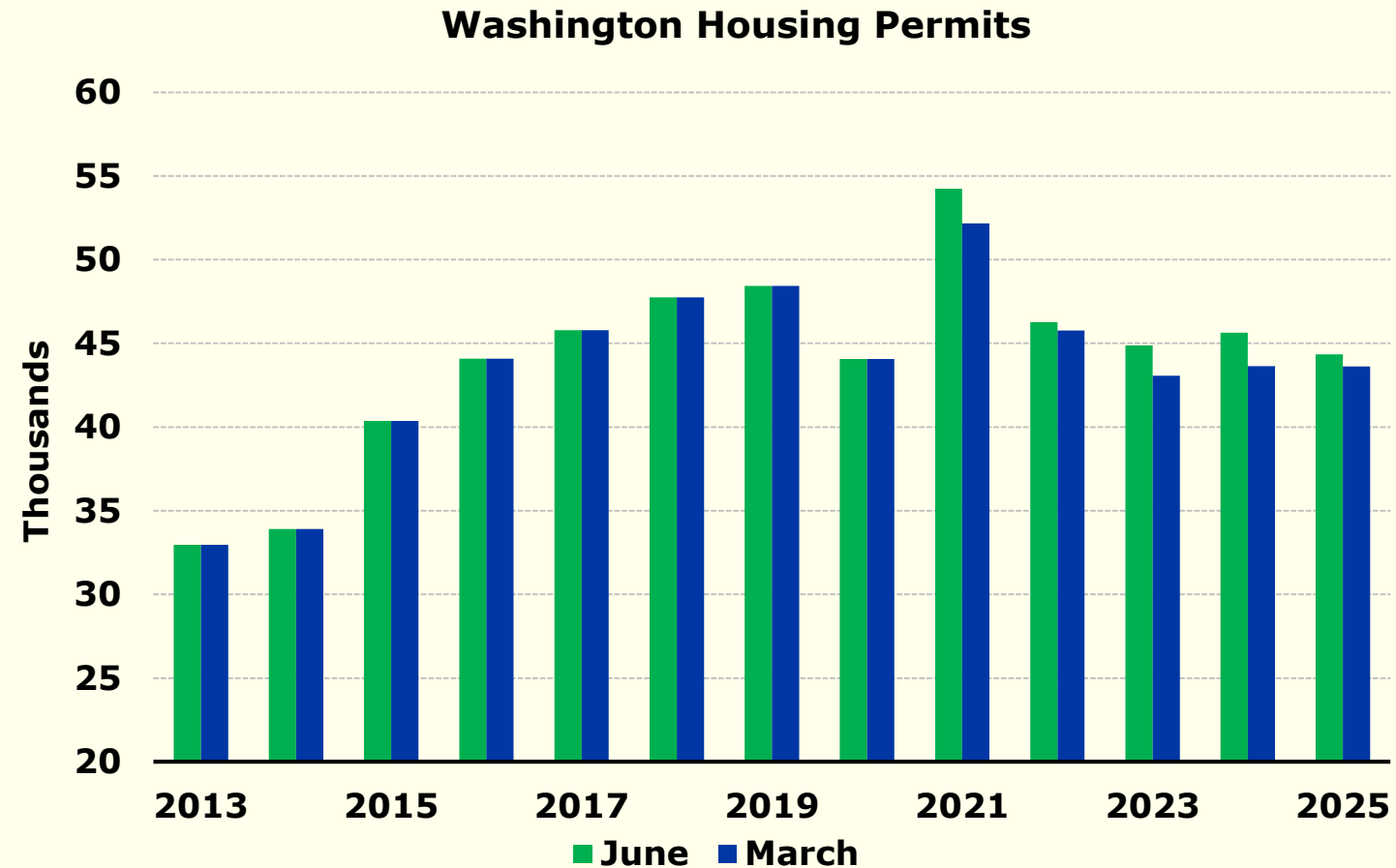
# WA employment is slightly higher than in March forecast; growth expected to average 2.2% for 2021 - 2025



Source: ERFC June 2021 forecast; historical data through Q1 2021



# WA housing permits in 2021 Q1 hit 42+ year high; higher through 2025 compared to March forecast

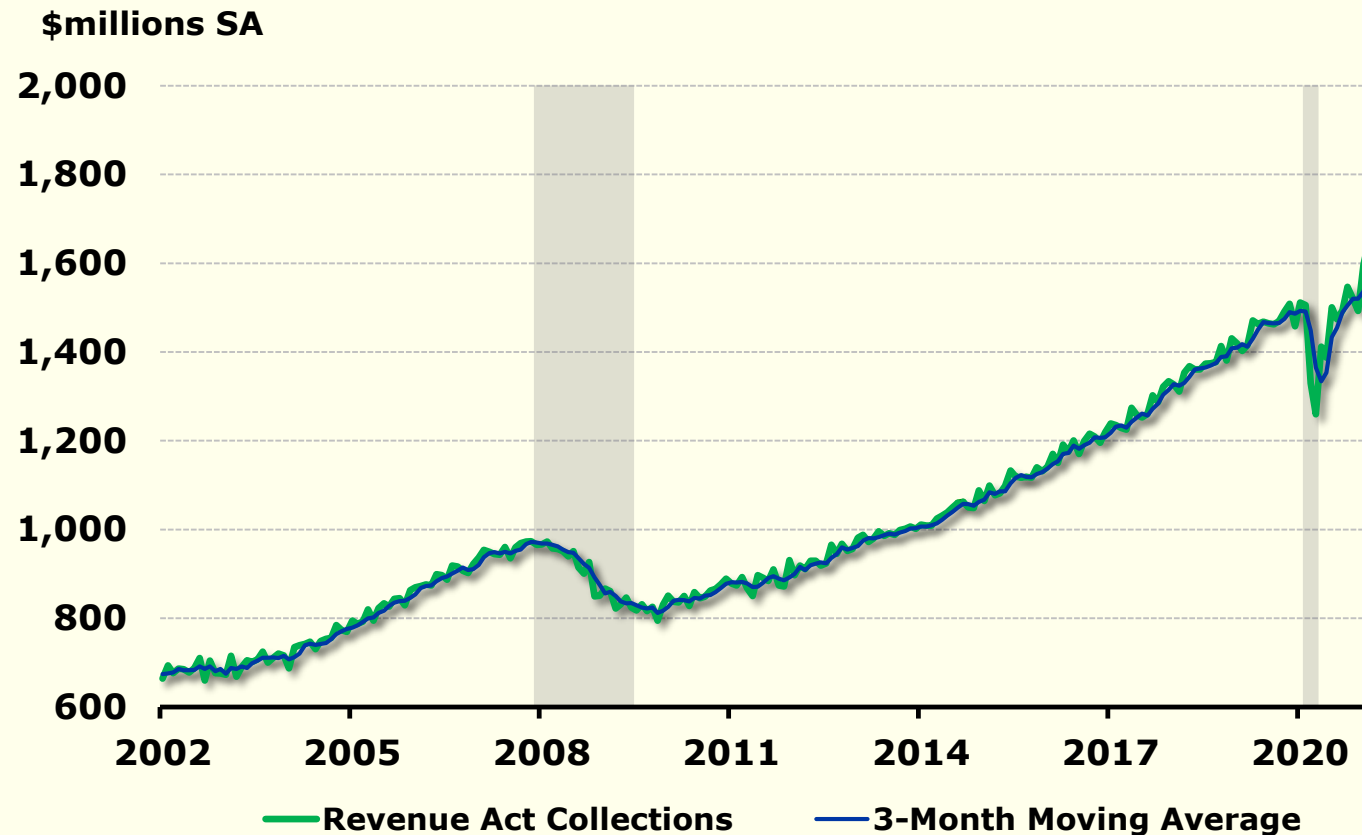


Source: ERFC June 2021 forecast; historical data through 2020





# Revenue Act collections have increased for four straight months; receipts for April activity were 8.4% above March



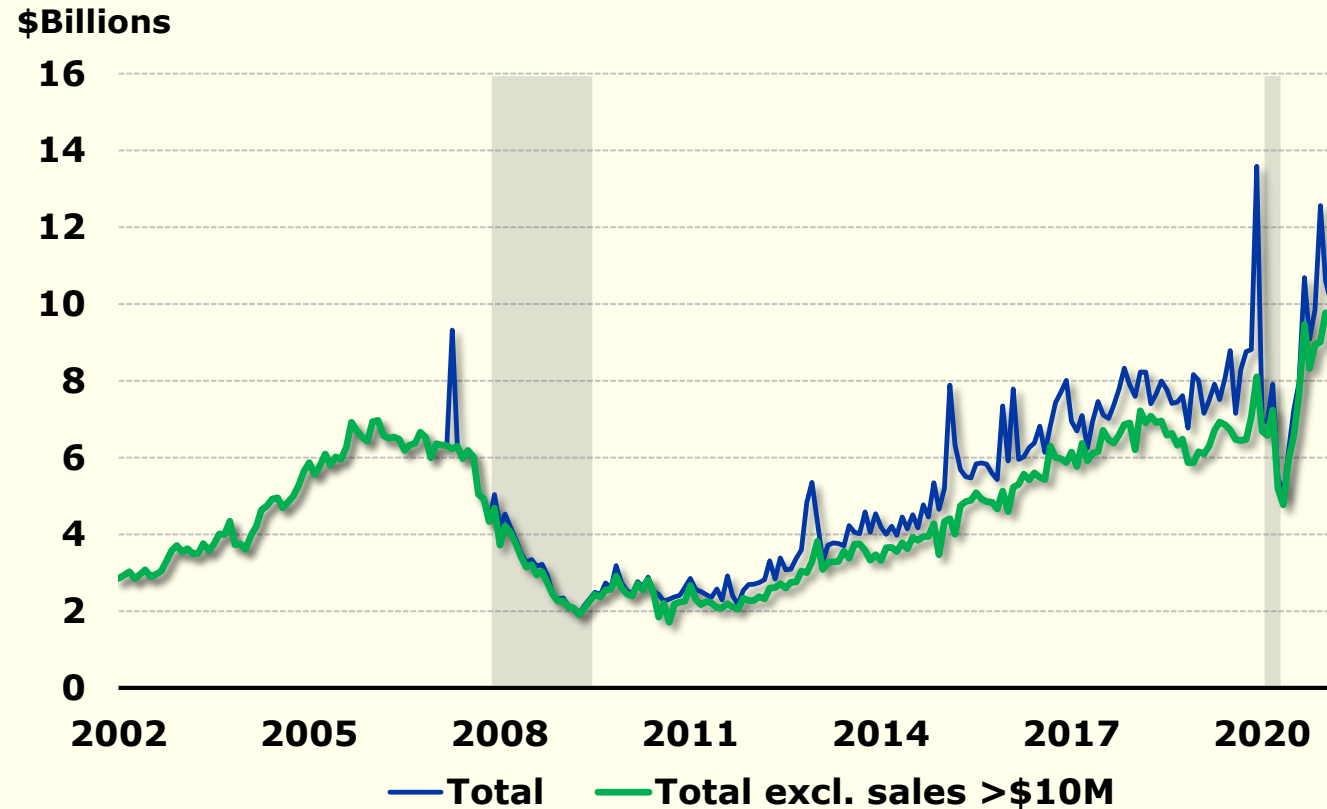
\* Adjusted for large one-time transactions, amnesty payments, reporting frequency change and deferred payments, current definition of Revenue Act  
Source: DOR and ERFC; monthly data through April 2021 activity



# Although down from December 2020, real estate transactions remain at very high levels

\$10 M+ transactions have averaged over \$700 million per month so far this year; residential transactions remain strong.

### Seasonally Adjusted Taxable Real Estate Excise Activity

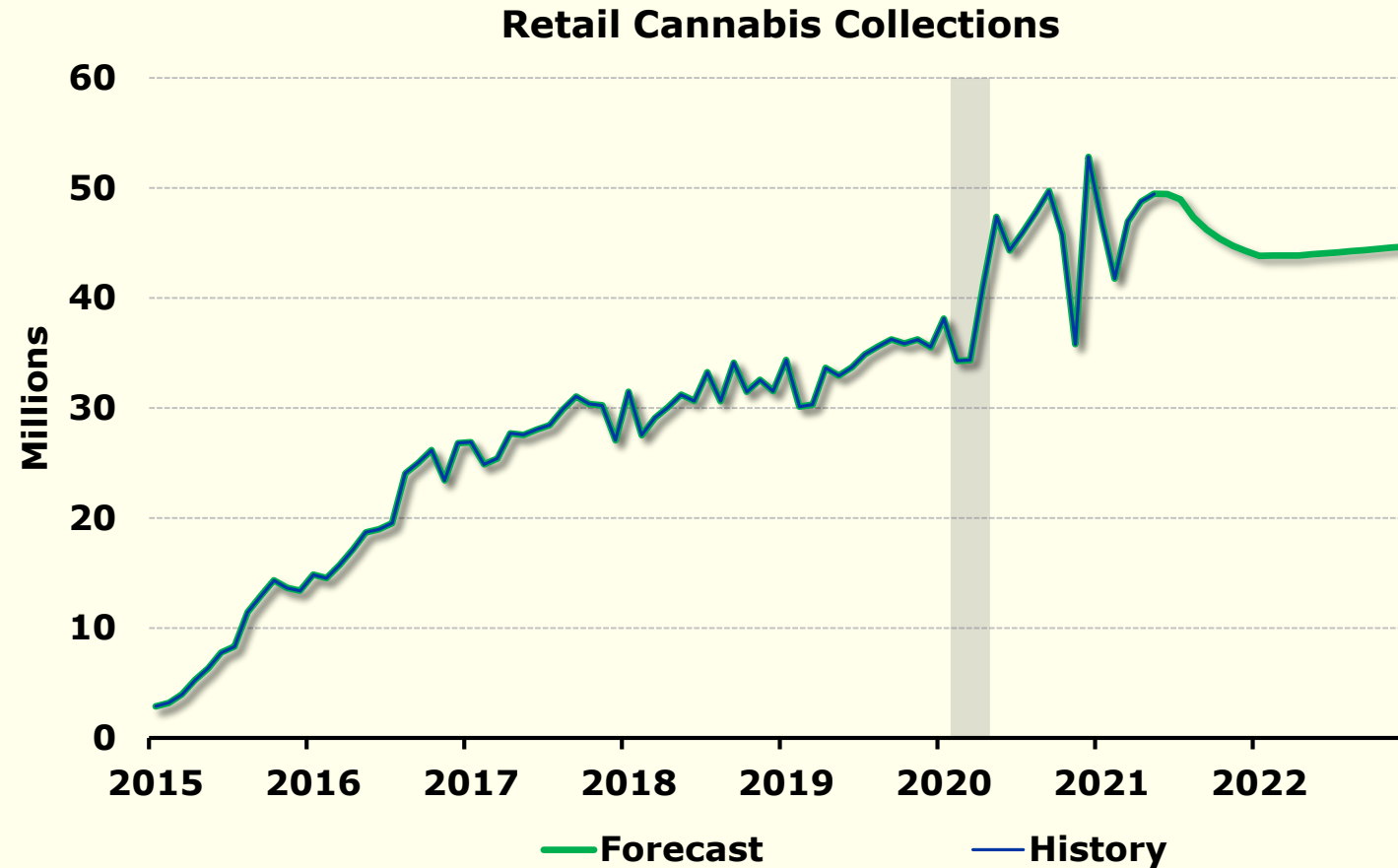


Source: ERFC; Monthly data through May 2021 estimate



# Cannabis revenues have spiked since April

Collections came in 15.8% above the March forecast



Source: ERFC June 2021 forecast; historical data through May 2021



# Cannabis excise tax and license fee estimates

Total change since Mar forecast:

- 2019-21  
+\$20 M
- 2021-23  
+\$61 M
- 2023-25  
+\$39 M

\$Millions

## Cannabis Forecast

	<u>2019-21</u>	<u>2021-23</u>	<u>2023-25</u>
GF-S share of excise tax and license fees	\$361	\$400	\$420
Non-GF	\$648	\$692	\$713
<b>Total</b>	<b>\$1,009</b>	<b>\$1,092</b>	<b>\$1,133</b>

Detail may not add to total due to rounding  
Source: ERFC June 2021 forecast; historical data through May 2021



# Forecast changes, all funds: 2019-2021 biennium, cash basis

<b>\$Millions</b>	<u>Mar 2021 Forecast*</u>	<u>Legislative Change</u>	<u>Forecast Change</u>	<u>Jun 2021 Forecast</u>	<u>Total Change#</u>
General Fund-State	\$50,041	(\$2)	\$810	\$50,848	\$808
Education Legacy Trust Account	\$1,628	\$0	\$2	\$1,630	\$2
WA Opportunity Pathways Account	\$320	\$0	\$16	\$336	\$16
Workforce Education Investment Account	\$345	\$0	\$12	\$358	\$12
<b>Total</b>	<b>\$52,334</b>	<b>(\$2)</b>	<b>\$840</b>	<b>\$53,172</b>	<b>\$838</b>

\*Forecast for the 2019-21 biennium adopted March 17, 2021

# Detail may not add to total due to rounding



# Forecast changes: all funds, 2021-23 biennium, cash basis

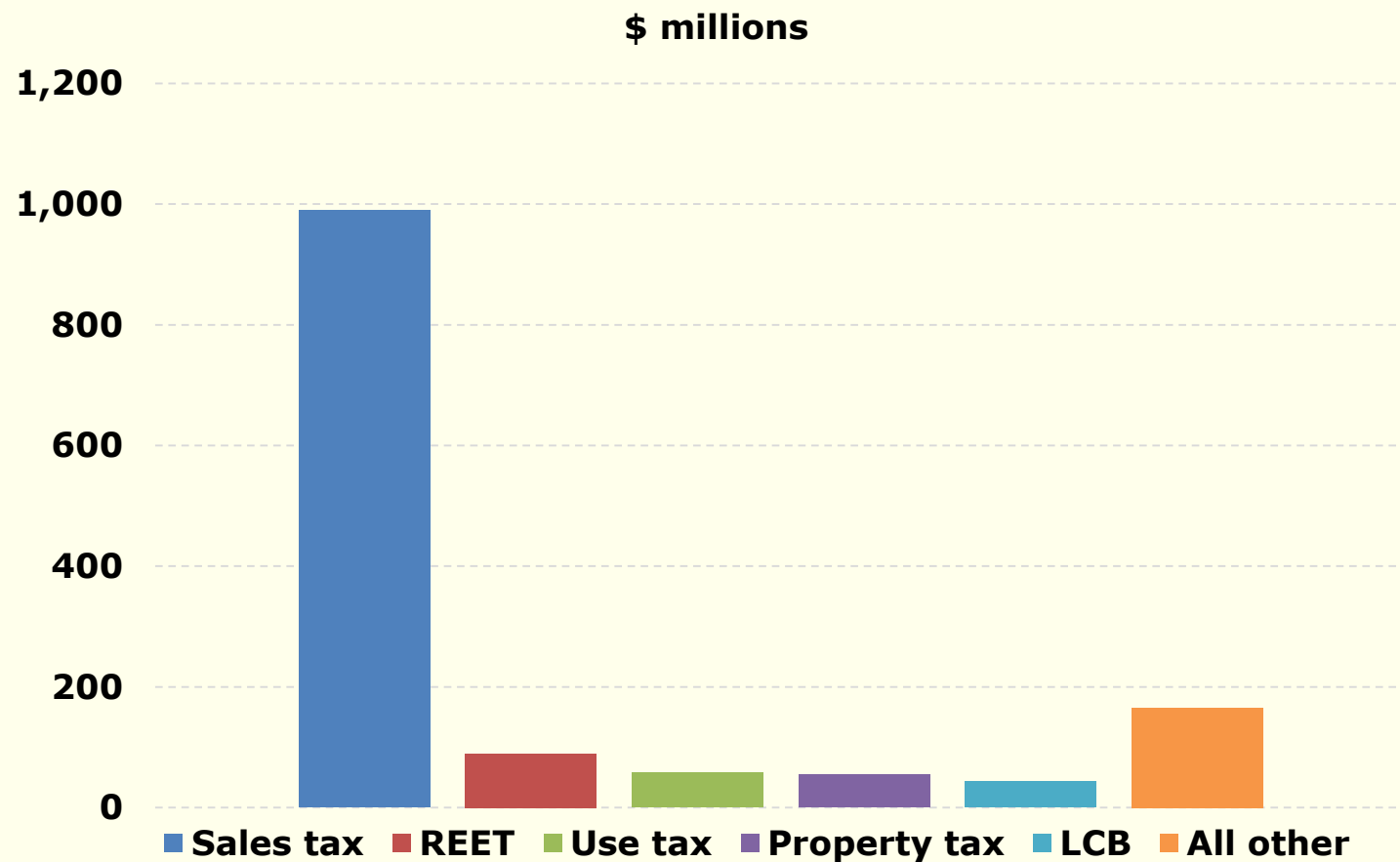
<b>\$Millions</b>	<u>Mar 2021 Forecast*</u>	<u>Legislative Change</u>	<u>Forecast Change</u>	<u>Jun 2021 Forecast</u>	<u>Total Change#</u>
General Fund-State	\$54,372	(\$101)	\$1,340	\$55,611	\$1,239
Education Legacy Trust Account	\$1,286	\$500	\$6	\$1,793	\$506
WA Opportunity Pathways Account	\$331	\$0	\$18	\$349	\$18
Workforce Education Investment Account	\$626	\$0	\$35	\$661	\$35
<b>Total</b>	<b>\$56,615</b>	<b>\$399</b>	<b>\$1,399</b>	<b>\$58,413</b>	<b>\$1,798</b>

\*Forecast for the 2021-23 biennium adopted March 17, 2021

# Detail may not add to total due to rounding



# 2021- 2023 biennium NGF-S forecast changes by source



Source: ERFC June 2021 forecast; does not include new legislation or other non-economic changes

**WASHINGTON STATE ECONOMIC AND REVENUE FORECAST COUNCIL**



# 2021 Revenue Legislation

\$millions (excluding Governor vetoes)

	Biennium		
	<u>19-21</u>	<u>21-23</u>	<u>23-25</u>
<b>General Fund-State</b>			
Capital Gains Tax (5006) (B&O tax credit)	0.0	(85.0)	(188.0)
Captive Insurance (5315)	0.0	34.2	4.7
SST mitigation payments (1521)	0.0	(12.2)	(7.8)
Liquor & cannabis board fees (5272)	(2.6)	(7.7)	0.0
Other Legislation	0.0	(15.2)	(15.9)
Budget Driven Revenue (LCB and Lottery)	0.2	(15.2)	(11.2)
<b>Total GF-S</b>	<b>(2.3)</b>	<b>(101.1)</b>	<b>(218.3)</b>
<b>Education Legacy Trust Account</b>			
Capital Gains Tax (5096)	0.0	500.0	1,028.0
<b>Workforce Education Investment Account</b>			
Behavioral health admin orgs (1296)	0.0	(0.1)	(0.2)
<b>Total all funds</b>	<b>(2.3)</b>	<b>398.8</b>	<b>809.5</b>





# 2019-21 Biennium alternative General Fund-State forecasts

<b>\$Millions (cash basis)</b>	<b>2019-21 Biennium</b>	<b>Difference From the baseline#</b>
<b>June 2021 Baseline (50%)</b>	<b>\$50,848</b>	
<b><u>June 2021 Alternative Forecasts</u></b>		
<b>Optimistic (25%)</b>	<b>\$50,952</b>	<b>\$104</b>
<b>Pessimistic (25%)</b>	<b>\$50,767</b>	<b>(\$81)</b>
<b>Probability Weighted Average</b>	<b>\$50,854</b>	<b>\$6</b>
<b>GCEA*</b>	<b>\$50,877</b>	<b>\$28</b>

\*Based on the Governor's Council of Economic Advisors' economic assumptions  
#May not add to total due to rounding



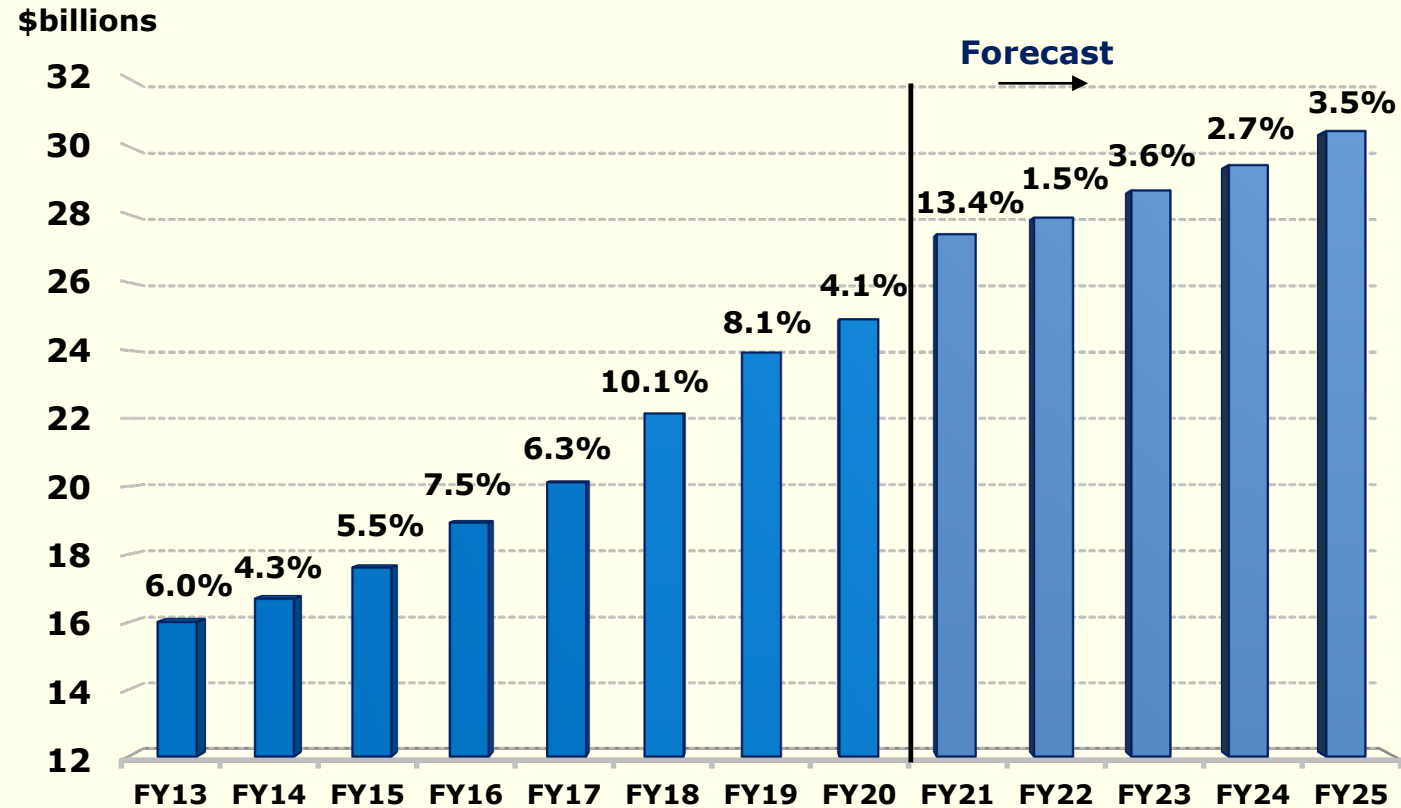
# 2021-23 Biennium alternative General Fund-State forecasts

<b>\$Millions (cash basis)</b>	<b>2021-23 Biennium</b>	<b>Difference From the baseline#</b>
<b>June 2021 Baseline (50%)</b>	<b>\$55,611</b>	
<b><u>June 2021 Alternative Forecasts</u></b>		
<b>Optimistic (25%)</b>	<b>\$59,055</b>	<b>\$3,444</b>
<b>Pessimistic (25%)</b>	<b>\$52,220</b>	<b>(\$3,391)</b>
<b>Probability Weighted Average</b>	<b>\$55,625</b>	<b>\$13</b>
<b>GCEA*</b>	<b>\$56,182</b>	<b>\$571</b>

\*Based on the Governor's Council of Economic Advisors' economic assumptions  
#May not add to total due to rounding



# Forecast of funds subject to the budget outlook process\* by fiscal year



\*Funds subject to the budget outlook process are General Fund-State plus Education Legacy Trust, Washington Opportunities Pathway and Workforce Education Investment Accounts  
Source: ERFC forecast, June 2021



# Conclusion

- U.S. and WA economic activity are stronger than expected in March
- WA retail sales are expected to be 14% higher in CY 2021 compared to 2020; growth will slow but totals will remain above March forecast
- COVID, inflation pose forecast risks
- Total state revenues are expected to grow 15.4% between the 2017-19 and 2019-21 biennia and 9.9% between the 2019-21 and 2021-23 biennia



# Questions



**Economic & Revenue Forecast Council  
PO BOX 40912  
Olympia WA 98504-0912**

**[www.erfc.wa.gov](http://www.erfc.wa.gov)  
360-534-1560**



# Local Sales Tax

Ashley Boss, Tax Administration Manager

Taxpayer Account Administration

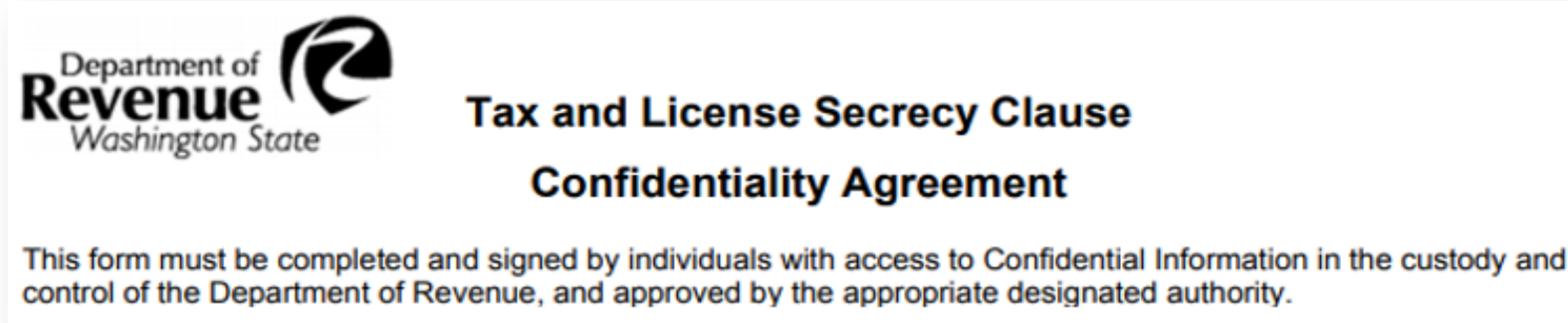
July 2021

# Multi Factor Authentication (MFA)



- New security feature for all My DOR and SAW users
  - Verify your email and mobile number are correct.

# Access to the Partner Portal

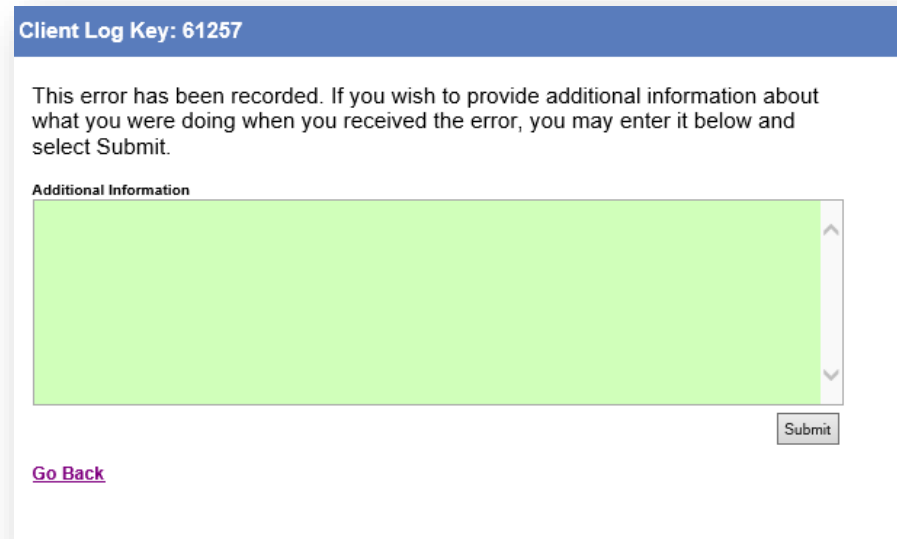


Department of  
**Revenue**  
Washington State

## Tax and License Secrecy Clause Confidentiality Agreement

This form must be completed and signed by individuals with access to Confidential Information in the custody and control of the Department of Revenue, and approved by the appropriate designated authority.

- Inactivity Lockout



Client Log Key: 61257

This error has been recorded. If you wish to provide additional information about what you were doing when you received the error, you may enter it below and select Submit.

Additional Information

[Go Back](#)



# Local Tax Summary Report

Summary Generate

Jurisdiction  Distribution Period

Local Tax Distribution Summary ⌵

Line Code	Tax Type	Starting Balance	Accumulation	Adjustment	Pool	Admin Fee	Distribution	Actions
45/46/51/52	Regular & Optional	0.00	603.50	0.00	0.00	(6.04)	597.46	<ul style="list-style-type: none"> <li>Filter</li> <li>Views</li> <li>Standard</li> <li>Customize</li> <li>Invert</li> <li>Export</li> <li>HTML</li> <li>Excel</li> <li>Spreadsheet</li> <li>Document</li> <li>6 Rows</li> </ul>
141	Brokered Natural Gas	0.00	0.00	0.00	0.00	0.00	0.00	
	Leasehold Tax	0.00	0.00	0.00	0.00	0.00	0.00	
37/38/137/138/437/438	Transportation	0.00	71.00	0.00	0.00	(0.71)	70.29	
653	Affordable Housing	0.00	10.37	0.00	0.00	0.00	10.37	
	REET	0.00	0.00	0.00	0.00	0.00	0.00	
	6 Rows	0.00	684.87	0.00	0.00	(6.75)	678.12	

# Distribution Detail Report

Generate

Jurisdiction

Tax

Account Id

Distribution Period

Location

Name  NAICS

---

The taxable amount is calculated based on the tax rate and accumulation amount for the tax type. There may be some differences between calculated and reported taxable amounts due to rounding and partial payments. The taxable amount for audit and excise refund transactions will display as 0.00 as these transactions include multiple filing periods.

The transient rental detail reports are available beginning with the September 2019 distribution. This information is not available for periods prior to September 2019.

---

Download Results
Download File Layout
⌵
⋮

Name	Account ID	Location	Frequen	Filing Period	Tax Type	Debt	Taxable Amount	Accumulation	NAICS
TEST CORP EXC	123-456-789	1234	Monthly	2/29/2020	45 - Regular Local Sales Tax	Excise	71,000.00	301.75	111110
TEST CORP EXC	123-456-789	1234	Monthly	2/29/2020	51 - Optional Local Sales Tax	Excise	71,000.00	301.75	111110
2 Rows								603.50	

# Distribution Detail Report

	A	B	C	D	E	F	G	H	I	J	K	L	M	N	O	P	Q	R	S	T	U	
1	Distribution	Account ID	Filing Period	Filing	Debt Type	Tax Type	Location	Taxable	Accumulation	Name	Open Date	Close	Frequency	NAICS	Street	Street 2	City	State	Zip	Zip + 4	Owner Type	
2	Year-Mon		Month	Period Year				Amount	Amount			Date										
2	20-Sep	123456789		2	2020 Excise Return	45	1234	71,000.00	301.75	TEST CORP EXC	01/01/2020		Monthly	111110	123 MAIN ST		SEATTLE	WA	98104	1900	Corporation	
3	20-Sep	123456789		2	2020 Excise Return	51	1234	71,000.00	301.75	TEST CORP EXC	01/01/2020		Monthly	111110	123 MAIN ST		SEATTLE	WA	98104	1900	Corporation	

	F	G	H	I	J
	Debt Type	Tax Type	Location	Taxable	Accumulation
				Amount	Amount
	Excise Return	45	1234	71,000.00	301.75
	Excise Return	51	1234	71,000.00	301.75

- Displays what accumulates to your jurisdiction
- Separate lines for Regular/Optional

# New Tribal Location Codes

▶ Confederated Tribes of the Chehalis Reservation
▶ Kalispel Tribe of Indians
▶ Nisqually Indian Tribe
▶ Squaxin Island Tribe
▶ Suquamish Tribe
▶ Swinomish Indian Tribal Community
▶ Tulalip Tribes

- Your local tax distribution amounts are not impacted.
- You may notice new location codes on your reports.

# Local Tax Questions

## Business Licensing and Tax

Click **Get Started** to go your account summary

**Get Started**

### Quick Links

<b>Business Licensing</b> Access your account using a letter ID Renew your business license Apply for a new business license Hire domestic (household) employees	<b>File and pay taxes</b> Access your account using a letter ID Business (B&O), Excise, and Sales taxes Forest tax Leasehold tax	<b>Other services</b> Print your reseller permit <b>Send a secure message</b> Sign up for filing reminders
<b>Unclaimed Property</b>	<b>Property Tax</b>	<b>Partners</b> Add the Partner Portal File real estate excise tax affidavits (For Counties Only)

- Secure web message to Local Sales Tax topic
  - Account specific questions
  - Portal access questions

# Reports Available to Public

## Statistics & reports

### Create a report

Use our [Create a report](#) tool to create customized reports specific to your needs! With this tool you can get:

[State and local taxable retail sales](#)

[Statewide gross business income](#)

[Quarterly Business Reviews](#)

[Local Sales Tax Distributions](#)

# Privacy Information

- Local Government Liaison at Office of Privacy and Data Protection
  - Zack Hudgins
  - 360-407-8682
  - [Zack.hudgins@ocio.wa.gov](mailto:Zack.hudgins@ocio.wa.gov)
- <https://watech.wa.gov/privacy/gov-agency-resources>

# Helpful Links

- [Dor.wa.gov/localjurisdiction](https://dor.wa.gov/localjurisdiction)
  - [Local Tax Reference Guide](#)
  - [Partner Portal access instructions](#)
- [Statistics and Reports](#)
- [Retail Taxes Compacts](#)
- [Local Sales and Use Tax](#)



# Contact information

- Local Tax Teams 360-705-6179
- Ashley Boss – AshleyB@dor.wa.gov
- Jessica Hicks – JessicaH@dor.wa.gov

# Questions?



# 2021 Legislative Highlights & Cities ARPA funding updates

July 22, 2021



# AWC's Government Relations Team

## [Candice Bock](#)

Government Relations Director

Issue areas: economic development; federal; finance & budget; human resources, labor relations & pensions; open government

## [Brandy DeLang](#)

Government Relations Advocate

Issue areas: public works & infrastructure; energy; telecommunications; transportation; utilities

## [Carl Schroeder](#)

Government Relations Advocate

Issue areas: building codes; environment & natural resources; housing & homelessness; land use & planning;

## [Sharon Swanson](#)

Government Relations Advocate

Issue areas: cannabis; emergency management & cybersecurity; general government; human services & behavioral health; liability; open government; public safety & criminal justice

## [Maggie Douglas](#)

Legislative Policy Analyst

Issue areas: energy; finance & budget; public works & infrastructure; telecommunications; transportation; utilities

## [Matt Doumit](#)

Legislative Policy Analyst

Issue areas: human resources; labor relations; pensions

## [Jacob Ewing](#)

Legislative Policy Analyst

Issue areas: cannabis; economic development; emergency management & cybersecurity; general government; human services & behavioral health; liability; open government; public safety & criminal justice

## [Shannon McClelland](#)

Legislative Policy Analyst

Issue areas: building codes; environment & natural resources; housing & homelessness; land use & planning

## [Emma Shepard](#)

Strategic Content Analyst

## [Brianna Morin](#)

Government Relations Assistant

# 2021 Legislative Session: City legislative priorities & outcomes

Read about the Legislature's action on each of our legislative priorities, both pros and cons.



## State-shared revenues:

Maintain revenue sharing with cities.

**Pro:** Added **\$10 million** to cannabis revenue sharing. This brings the total up to **\$40 million**, matching what was promised to cities and counties in 2015.

**Pro:** Funded remaining state-shared revenues at expected levels.

**Pro:** Created a new **\$20 million** city assistance fund for one-time costs associated with policing and criminal justice reforms.



## Transportation revenue package:

Adopt a new transportation revenue package that emphasizes maintenance/preservation funding and provides an equitable level of local funding and additional local revenue options for cities.

**Pro:** Made investments in the current budget that were better than expected thanks to federal ARP funds used to backfill lost transportation revenues, which experienced significant declines due to COVID-19. Previously agreed upon projects were funded and investments were maintained in several important programs:

- Transportation Improvement Board: **\$224 million**
- Safe Routes to Schools: **\$36.7 million**
- Bicycle and Pedestrian Safety Grants: **\$32.6 million**

**Con:** Did not pass a transportation revenue package, despite efforts by both House and Senate Transportation leaders.



## Fiscal flexibility:

Provide cities greater flexibility to use funds from existing revenue sources to help cities manage the impacts of the current economic downturn.

**Pro:** Passed **HB 1069** allowing temporary flexibility with certain existing restricted revenues, including the Real Estate Excise Tax (REET).

**Con:** Heard but did not act on **HB 1362** that would allow up to a 3% increase to the property tax cap, based on population and inflation.



## Housing stability assistance:

Work in a coalition to develop additional resources to address housing instability created by the economic impacts of the COVID-19 pandemic.

**Pro:** Provided **\$1 billion** for rental and utility assistance.

**Pro:** Passed **HB 1277** that adds \$100 to document recording fees to provide **\$292 million** in homelessness prevention and rapid rehousing programs.

**Pro:** Created the Eviction Prevention Rental Assistance Program through **HB 1277**.

**Pro:** Provided **\$187 million** for foreclosure prevention assistance.

**Pro:** Appropriated **\$31 million** for **SB 5160's** eviction prevention services, including:

- Tenant protections from pandemic nonpayment of rent under the moratorium
- The requirement to offer a payment plan
- A court-based eviction resolution program



## Statewide policing reforms:

Support local control over city law enforcement policies to meet the needs of each community, while recognizing the need for certain statewide reforms.

**Pro:** Passed **HB 1054** and **HB 1310** creating statewide standards for use of force that also protect the rights of local jurisdictions to enact more restrictive standards.

**Pro:** Passed **SB 5051** that:

- Expands grounds for decertification of law enforcement officers to include use of force violations;
- Establishes a database to track officers who have been fired for misconduct; and
- Creates a requirement that officer misconduct investigations be completed once begun.

**Pro:** Passed **SB 5066**, establishing a duty to intervene for all law enforcement officers who witness excessive use of force or misconduct by a fellow officer.

**Pro:** Passed **SB 5055** to reform police grievance arbitration with new arbitrator requirements within the Public Employment Relations Commission (PERC).

**Pro:** Invested **\$814,000** in three pilot programs to assist with behavioral health and suicide prevention services for law enforcement officers.

**Pro:** Funded 15 classes for the Basic Law Enforcement Academy.

**Con:** Did not fund the Criminal Justice Training Commission (CJTC) training app. Funding would have lowered expenses for local jurisdictions by reducing travel and time away from regular duties.

**Con:** Failed to fund the impacts on cities of **SB 5476** (Blake response) for the prosecution of misdemeanors and the costs of diverting people to treatment.



## Other significant issues:

Cities identified several significant policies to focus on during the 2021 session.

**Pro:** Authorized a property tax-based Tax Increment Financing tool to fund public infrastructure that helps drive economic development.

**Pro:** Funded the Public Works Trust Fund with **\$129 million** for competitive loans and provided other needed infrastructure funding. This is the largest investment since the 2009-11 biennium.

**Pro:** Provided more than **\$400 million** for broadband enhancement programs.

**Pro:** Enhanced and provided broader access to the Multifamily Tax Exemption program through **SB 5287**.

**Pro:** Provided unprecedented levels of funding for homeless and affordable housing programs and services, including:

- **\$175 million** for the Housing Trust Fund
- Nearly **\$120 million** in capital investments for rapid rehousing grants and housing and homelessness projects
- **\$42 million** for utility improvement or connection grants to local entities to support affordable housing

**Con:** Failed to act on **HB 1056** to make needed modifications to the emergency provisions of the Open Public Meetings Act.

**Con:** Failed to pass **HB 1117** and **HB 1099**, reforms to the Growth Management Act (GMA) on salmon recovery and climate.

**Con:** Failed to fund amendments to GMA Housing Element in **HB 1220**.

# Biennial Budget Highlights



## Operating:

- State shared revenues including full funding of cannabis revenue
- \$20 million assistance to cities for police reform costs
- Establishes Office of Independent Investigations
- Funding for *Blake* response – no direct city funding
- Rental & utility assistance, foreclosure & eviction prevention funding



## Capital:

- PWTF increased to \$129 million
- \$400 million in new funding for broadband expansion
- Energy efficiency upgrades for public buildings
- Increase in Housing Trust Fund
- Investments in low-income housing and shelters



## Transportation:

- Significant revenue shortfall
- Funding for fish passage barriers
- Funds previously agreed upon projects
- Maintains funding for several programs; TIB, Safe Routes to Schools; Bicycle and Pedestrian Safety Grants
- Two studies: JTC City Transportation equity study & City-owned Fish Passage Barrier Identification



# Looking ahead to 2022

- 60-day session
- Election year
- Federal funding & supplemental budgets
- Transportation package?
- Continued remote access?
- Planning funding?



# Cities & The American Rescue Plan Act (ARPA)

- \$1.9 trillion relief package that was passed in mid-March. Includes direct funding for American cities in response to the COVID-19 pandemic, up to \$1.1 billion for Washington cities.
  - Cities will receive first tranche this year. Second tranche will arrive in 2022.
  - Entitlement cities will receive funds directly from Treasury. Non-entitlement cities will receive funds through the state.
  - AWC has been consistently communicating updates with our members about accessing funds and spending requirements/restrictions.



# How can ARPA funds be spent?

1. Public health response to COVID-19 emergency
2. Address the negative economic impacts caused by the public health emergency (public assistance)
3. Replace lost public sector revenue
4. Provide premium pay for essential workers
5. Invest in water, sewer, and broadband infrastructure

# Cities' Reporting Requirements

- More details on reporting requirements are forthcoming.
- Nonentitlement cities will submit annual reports to Treasury by October 31 of each year.
- 2021 report will cover from the date of award to September 30, 2021. Report due October 31, 2021.
- Financial records and supporting documents must be kept for five years after all funds are expended.
- Cities will need to register with SAM.gov.

# What's next with ARPA

- There are still a lot of questions without answers – still seeking clarification to the rules
- There are available federal funds for a variety of programs – avoid duplication and look for funding gaps
- Don't spend all your money right away
- Collect community input
- Document, document, document
- Remember the Congressional delegation



Questions?

# Local Government Partnership Meeting

Washington State Department of Revenue  
July 2021

Eric Johnson, Executive Director  
Washington State Association of Counties



[www.wsac.org](http://www.wsac.org)



# Washington State Association of Counties

- Created in 1906
- Primarily serve the elected county commissioners, councilmembers, and executives from all of Washington's 39 counties.
- Provides a variety of services to counties, including advocacy, professional development, public-private business partnerships, and a forum to network and share best practices.
- Work with affiliate organizations representing:

County Road Engineers  
Administrators

Local Public Health Officials

County

Solid Waste Managers

County Human Service Administrators

Planning Directors

Clerks of County Boards/Councils, County IT



# County Government Washington State

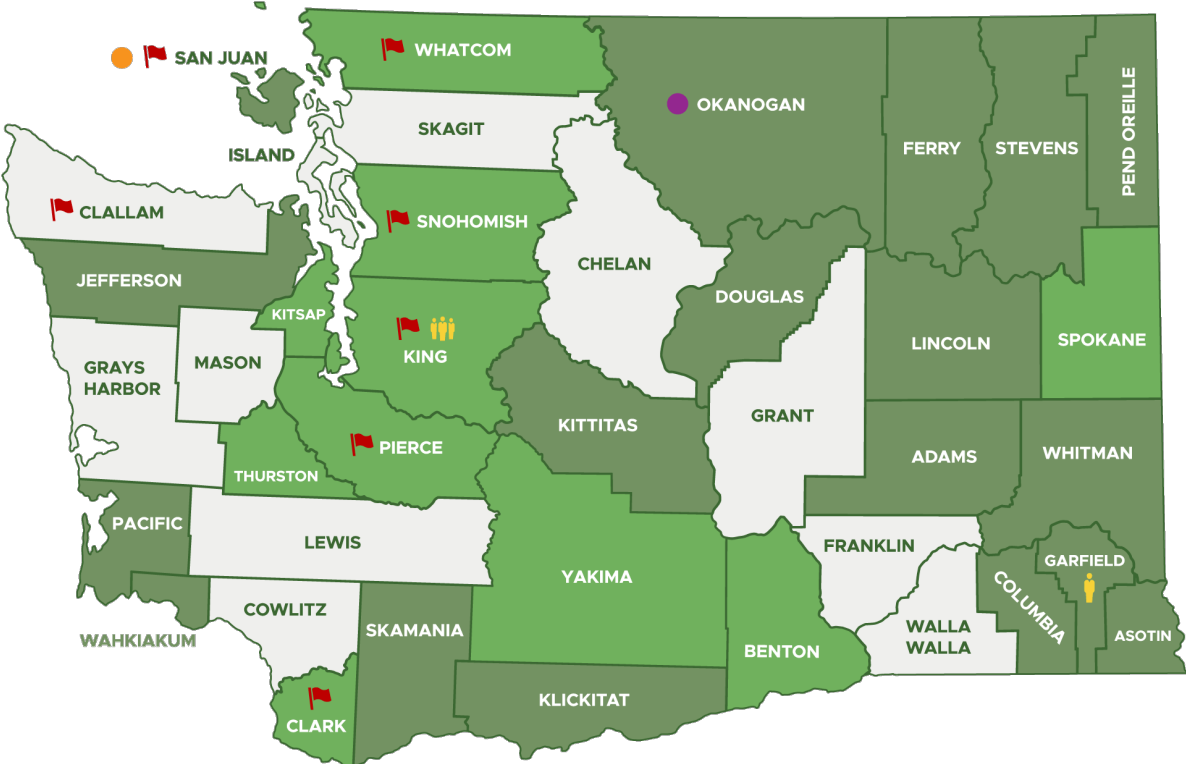
STATE AGENT	COUNTYWIDE/REGION	LOCAL GOV'T
Prosecuting Attorney	Specialized Law Enforcement	Law Enforcement (Sheriff)
Public Defender	District Court	Roads & Bridges
Superior Court (Judges and Clerk)	Domestic Violence	Land Use Planning (GMA)
Juvenile Court	Medic 1 Ambulance	Zoning
Jail/Corrections	E-911 & Central Dispatch	Building Permits
Juvenile Detention and Probation	Transit Programs	Parks & Recreation
Medical Examiner/Death Investigation (Medical Examiner/Coroner)	County Airports	Garbage & Recycling
Behavioral Health	Public Health Services	Surface Water Management
Developmental Disabilities	Aging & Senior Services	Sewer Service
Public Health	Housing Programs	Water Service
Elections (Auditor)	Housing Repair Assistance	Noxious Weed Control
Treasurer Functions	Energy & Weatherization	Environmental Health
Document Recording (Auditor)	Veterans Assistance	Stormwater Management
Vital Statistics (Public Health)	Cooperative Extension	
Property Tax Administration (Treasurer and Assessor)	Emergency Management	General Government -
Vehicle & Marriage Licenses (Auditor)	Search and Rescue	Information Services
	Sewer Service & Treatment	Facilities
	Growth Management Policies	Human Resources
	Watershed/Flood Plans	Administration
	Solid Waste Management	
	Economic Development	
	Tourism & Facilities	
	Arts Commission	
	County Fair	

# County Demographics

## LEGEND

- Population of 150k+
- Population of 50k - 149k
- Populations of 49k or less
- Highest Population  
2019 Est. - 2,252,782
- Lowest Population  
2019 Est. - 2,225
- Charter County
- Largest County  
5,268 Square Miles
- Smallest County  
175 Square Miles

Some people live in a city...  
but *EVERYONE* lives in a county!





# County Government History Washington State

Article XI, § 4 COUNTY GOVERNMENT AND TOWNSHIP ORGANIZATION. The legislature shall establish a system of county government, which shall be **uniform** throughout the state except as hereinafter provided...

Article XI, § SECTION 5 COUNTY GOVERNMENT. The legislature, by general and **uniform** laws, shall provide for the election in the several counties of **boards of county commissioners, sheriffs, county clerks, treasurers, prosecuting attorneys** and other county, township or precinct and district officers, as public convenience may require, and shall prescribe their duties, and fix their terms of office.

# County Government History Washington State

Article XI of the state constitution was amended :

- In 1948 to provide the option for counties to adopt **"home rule" charters** to provide their own form of government.
- In 1972 state constitution amended to permit "home rule" charters for combined city and county municipal corporation known as a "city-county."

# Uniform System - Executive Branch

Auditor

Assessor

Coroner

\*Clerk of Superior Court

\*Prosecuting Attorney

\*Sheriff

\*Treasurer

\*County Commissioners

By Statute, These are Partisan Offices

\*Constitutional



# Washington's Charter Counties

King (1969)

Clallam (1979)

Whatcom (1979)

Snohomish (1980)

Pierce (1981)

San Juan (2005)

Clark (2014)



# Charter Counties - Executive Branch

## Charter Defines. Many Options/Alternatives

Prosecuting Attorney – Must Remain Elected

Appointed, combined, functions split, remain elected:

Auditor – or Elected Election Director (King)

Assessor – Assessor/Treasurer (Combined in Pierce)

Clerk of Superior Court

Coroner – Elected or Appointed Medical Examiner System

Sheriff

Treasurer

Elected or appointed County Executive/Manager



Community Development Director (Clallam)

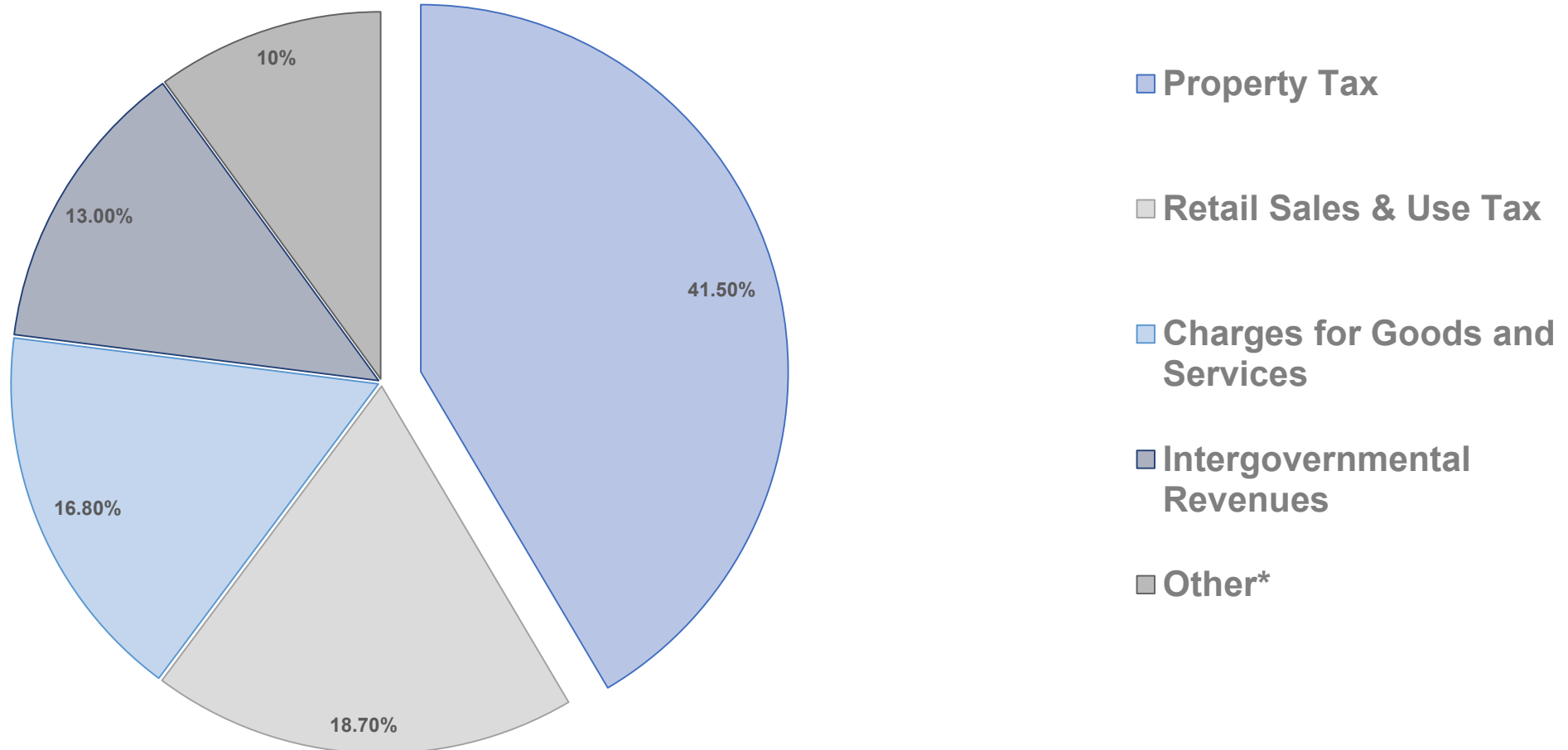
# 2021 Legislative Session

- Blake Decision Implementation Funding (SB 5476)
- Fiscal
  - Flexibility (HB 1069)
  - WDFW PILT Payment (SB 5159)
- Infrastructure and Investment
  - Fish Passage Barrier Removal
  - Broadband (and Authority)
  - Public Works Assistance Account
  - Local Solid Waste Fund
  - Water Banking
  - Forest Health (HB 1168)
  - Affordable Housing for All (HB 1277)
- Jail Medicaid Services (HB 1348)
- Public Health
  - \$1.5 Billion Covid Response
  - \$147 million Foundational Public Health Services Funding
  - Group B Water System
- Behavioral Health
  - 988 System Implementation (HB1477)
  - \$517 million Diversion, Community Support and Crisis Systems

# 2022 Legislative Session Issues for Counties

- Unfunded Mandates
- Indigent Defense Funding
- Blake Decision Implementation Funding
- Fiscal
  - Property Tax Limit Modification (HB1362)
  - Extending the rural counties 0.09 percent sales and use tax, credited against the state rate, to fund certain public facilities and economic development activities. (SH 1333)
- Infrastructure and Investment
  - Fish Passage Barrier Removal
  - County Road Funding
- GMA/Land Use
- Public Health
  - Covid Response
- Behavioral Health
  - Community Based System Funding

# County General Fund Revenue





# Department of Revenue – Discussion Issues


- Destination Based Sales Tax Update
  - Lessons Learned
  - Trends
  - What to Expect
- Forecasting
- Strong County FY 2021 Sales Tax Revenue Collection

# Contact Information



## Eric Johnson

Executive Director


 360.481.2241

 [ejohnson@wsac.org](mailto:ejohnson@wsac.org)

---

 206 10th Ave SE, Olympia, WA 98501-1311

 [/wacounties](https://www.facebook.com/wacounties)

 360.753.1886

 [@wacounties](https://www.instagram.com/wacounties)

 [www.wsac.org](http://www.wsac.org)

 [@wacounties](https://twitter.com/wacounties)

## Take a Break!



Be back in 20 minutes!

*We'll start again at*

**11:00**

We are all muted until we return.



# 2021 Excise Tax Legislation

Trice Konschuh, Tax Policy Specialist

[TriceK@dor.wa.gov](mailto:TriceK@dor.wa.gov)

July 2021

## Bills Passed – Excise Tax

### ESHB 1070

Modifying allowed uses of local sales tax revenue for affordable housing and related services to include the acquisition and construction of affordable housing and facilities

### SHB 1095

Concerning the taxation of governmental financial assistance programs

## Bills Passed – Excise Tax

### SHB 1107

Expanding certain nonresident vessel permit provisions

### SHB 1155

Concerning local sales and use tax for emergency communication systems and facilities

## Bills Passed – Excise Tax

### SHB 1279

Modifying the Washington Main Street Program incentive to respond to the economic impacts of the COVID-19 pandemic

### ESHB 1297

Concerning working families tax credit

## Bills Passed – Excise Tax

### E2SHB 1477

Implementing the national 988 system to enhance and expand behavioral health crisis response and suicide prevention services

### SHB 1514

Addressing transportation demand management



## Bills Passed – Excise Tax

### ESHB 1521

Streamlined Sales and Use Tax Agreement-Local sales tax mitigation payments

### ESSB 5251

Modifying tax and revenue laws in a manner that is not estimated to affect state or local tax collections, by easing compliance burdens for taxpayers, clarifying ambiguities, making technical corrections, and providing administrative efficiencies

# Questions?





# 2021 Property Tax Legislation

Pete Levine, Tax Policy Specialist

[PeteL@dor.wa.gov](mailto:PeteL@dor.wa.gov)

July 2021

## Bills Passed – Property Tax

### HB 1034

Concerning park and recreation district levies

### ESHB 1189

Authorizing tax increment financing for local governments

## Bills Passed – Property Tax

### EHB 1271

Ensuring continuity of operations in the offices of county elected officials during the current COVID-19 pandemic and future public health crises

### SHB 1309

Concerning the dates of certification of levies

## Bills Passed – Property Tax

### ESHB 1332

Concerning property tax deferral during the COVID-19 pandemic

### SHB 1355

Concerning noxious weeds

## Bills Passed – Property Tax

### EHB 1386

Modifying the property tax exemption for the value of new construction of industrial/manufacturing facilities in targeted urban areas

### ESHB 1410

Protecting taxpayers from home foreclosure

## Bills Passed – Property Tax

### SHB 1438

Expanding eligibility for property tax exemptions for service-connected disabled veterans and senior citizens by modifying income thresholds for eligibility to allow deductions for common health care-related expenses

### E2SSB 5287

Concerning affordable housing incentives



## Bills Passed – Property Tax

### ESB 5454

Providing property tax relief to Washington citizens who lost their homes in the labor day fires. (REVISED FOR ENGROSSED: Creating a property tax exemption for homes damaged by natural disasters.)

# Questions? / More Information

The screenshot shows a web browser window with the URL `dor.wa.gov/about/statistics-reports/summary-legislative-session-tax-legislation`. The page header includes the Department of Revenue logo and navigation links: [Laws & rules](#), [Careers](#), [Contact](#), [About](#), and a [Log in](#) button. A search bar contains the text "summary of 2021 tax legislation", which is circled in red with an arrow pointing to it. Below the header is a dark blue navigation bar with links: [Home](#), [Open a business](#), [Manage a business](#), [Taxes & rates](#), [File & pay taxes](#), [Education](#), and [Forms & publications](#). The main content area features a breadcrumb trail: [Home](#) / [About](#) / [Statistics & reports](#) / [Summary by legislative session of tax legislation](#), followed by a [Print](#) button. The main heading is "Summary by legislative session of tax legislation". Underneath, it says "Tax legislation by year:" and lists links for "2021 legislation", "2020 legislation", "2019 legislation", "2018 legislation", and "2017 legislation". The "2021 legislation" link is highlighted in purple and has a bulleted list of items: "Capital gains tax" and "Working families tax credit".



# New Unclaimed Property Website

Barbie Proffitt, Unclaimed Property Manager

Tom Garden, Unclaimed Property Manager

July 2021

# Unclaimed Property Reporting



What is new or changed?

- New website.
- Online help videos.
- No login to submit report.
- Early reporting.
- Manual online reporting.

## Unclaimed Property Reporting

- Last activity date now starting transaction date.
- Starting transaction date required.

### Example - 2021 Report

Property Type	Abandonment Period	Starting Transaction Date Range
Payroll & Utilities	1 year	7/1/2019 – 6/30/2020
Public Agencies	2 year	7/1/2018 – 6/30/2019
Most other Property	3 year	7/1/2015 – 6/30/2018



Department of  
**Revenue**  
Washington State

Claiming Property

Reporting Property

About

Submit A Report

Submit A Payment

How To Submit A Payment

Holder Education

Join our mailing lists

**We Have Returned More Than:**

**\$1,120,595,095**

Find Your Unclaimed Property Now!

**Search**

**Welcome To The Washington Unclaimed Property Website**

One of our top priorities is reuniting owners with their lost or misplaced property. We are also dedicated to educating and providing guidance to holders of unclaimed property to ensure compliance with unclaimed property laws.

**Search And Claim Property**

Search here to see if you have unclaimed property.

Last or Business Name:

First Name:

**Check Claim Status**

Check the status of your previously filed claim.

Claim ID:

**Search**

**How to Submit a Holder Report:**

Click on **UPLOAD A REPORT** and follow the steps to upload your file.

**What is a negative report?**

A negative report is a report for businesses with no unclaimed property to file.

**Manual Report**

If you have a small number of properties to report, you can enter them individually into the system. Click on **ENTER A MANUAL REPORT**.

## SUBMIT A REPORT

### I have created my NAUPA report

If you have already created your NAUPA report and simply need to submit it, click the button below.

**UPLOAD A REPORT**

### I need to create a report

If you do not have access to reporting software and wish to create a manual report, click the button below. Once you click the button, you will be redirected to another tab to manually enter each owner and property.

**ENTER A MANUAL REPORT**

### Negative Report I have zero properties to report

If you do not have any reportable property at this time, submit a negative report.

**SUBMIT A NEGATIVE REPORT**

## MANUAL ONLINE REPORTING

### ENTER HOLDER INFORMATION

**Warning**

Holders will have one opportunity to enter their unclaimed property data and send to the Department of Revenue. We recommend using this Manual Online Reporting Tool to enter a small number of owners and properties only. If you have more than ten owners to report please consider filing electronically. **If you time out during this process, you will have to start over.**

**Holder Information**

*Please enter all required information below*

Save

\* Holder Name:

UCPR Testing Company

\* Holder Tax ID:

916001118

Incorporated State:

Washington

Incorporated Date:

MM

DD

YY

NAICS Code Charter:

113310

Find your NAICS Code

\* Report Contact Name:

John Doe



## MANUAL ONLINE REPORTING

### REPORT SUMMARY PAGE

[Final Review](#)

Each 'Record' should contain an owner or owners and one property. A 'Record' is an association between owner(s) and their property.

#### Holder Info:

[Edit Holder](#)

<b>Holder Name:</b> Test Holder 1	<b>Holder Tax ID:</b> 858858858	<b>Contact Name:</b> John Smith
<b>Contact Address 1:</b> 6400 Linderson Way SW	<b>Contact City:</b> Tumwater	<b>Contact State:</b> WA
<b>Contact Zip:</b> 98501	<b>Contact Phone:</b> (360) 705-6045	<b>Contact Email:</b> johnsmith@email.com

#### Summary Record:

<b>No. of Owners:</b> 0	<b>No. of Shares:</b> 0	<b>Amount Reported:</b> \$0.00
<b>No. of Properties:</b> 0	<b>No. of Shares Due:</b> 0	<b>Amount Due:</b> \$0.00
<b>No. of Tangibles:</b> 0		

There are currently 0 records created. To create an owner record, please click "Create A Record".

 [Create A Record](#)

## MANUAL ONLINE REPORTING

### OWNERS

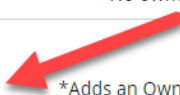
[Back To Report Summary](#)

[Add Property](#)

Owners on this Record: ?

Owner	Owner Name	Owner Address	Relationship Code	Edit
No owners added to this record yet				

[Add New Owner to Record](#)

 \*Adds an Owner or Co-Owner to the Property. Note that most properties only have a single owner. Add a new 'Record' for each new property and its owner(s).

## MANUAL ONLINE REPORTING

[← Back To Report Summary](#)

### OWNERS

[Add Property ▶](#)

Owners on this Record: ?

Owner	Owner Name	Owner Address	Relationship Code	Edit
No owners added to this record yet				

#### Owner Information

Please enter the following information to add an owner to this record

[Cancel](#) [Save](#)

\* Owner Last Name or Business Name: ?

Smith

This is a Business

First Name:

John

Middle Name:

Prefix:

- Select an Option -

Suffix:

- Select an Option -

Title:

|




**MANUAL ONLINE REPORTING** 

[← Back To Report Summary](#)
**OWNERS**
[Add Property ▶](#)

Owners on this Record: ?

Owner	Owner Name	Owner Address	Relationship Code	Edit
Primary	John Smith		SO	<a href="#">Edit</a>

[Add New Owner to Record](#)
\*Adds an Owner or Co-Owner to the Property. Note that most properties only have a single owner. Add a new 'Record' for each new property and its owner(s).

**MANUAL ONLINE REPORTING** 

[← Edit Owners](#)
**PROPERTY**
[Go to Report Summary ▶](#)

Properties on this Record:

Property	Property Type	Amount Reported	Amount Due	No. of Shares	No. of Shares Due	Edit
No properties added to this record yet						

[Add New Property](#)
\*Adds a Property to the Owner Record

## MANUAL ONLINE REPORTING

◀ Edit Owners
PROPERTY
Go to Report Summary ▶

Properties on this Record:

Property	Property Type	Amount Reported	Amount Due	No. of Shares	No. of Shares Due	Edit
No properties added to this record yet						

**Property Information**

*Please enter the following information to add a property to this record*

Cancel Save

\* Property Type: ?

AC01 - Checking Accounts

\* Starting Transaction Date: ?

1

1

2017

Ending Transaction Date:

MM

DD

YY

\* Amount Reported:

\$ 500.00

Deduction Type:

- Select an Option -

## MANUAL ONLINE REPORTING

◀ Edit Owners
PROPERTY
Go to Report Summary ▶

Properties on this Record:

Property	Property Type	Amount Reported	Amount Due	No. of Shares	No. of Shares Due	Edit
1	AC01	\$500.00	\$500.00	N/A	N/A	<a href="#">Edit</a>

## MANUAL ONLINE REPORTING

### REPORT SUMMARY PAGE

[Final Review ▶](#)

Each 'Record' should contain an owner or owners and one property. A 'Record' is an association between owner(s) and their property.

#### Holder Info:

[Edit Holder](#)

**Holder Name:** UCPR Testing Company  
**Contact Address 1:** 6400 Linderson  
Way SW  
**Contact Zip:** 98501

**Holder Tax ID:** 916001118  
**Contact City:** Tumwater  
**Contact Phone:** (360) 705-6045

**Contact Name:** John Doe  
**Contact State:** WA  
**Contact Email:** johnd@email.com

#### Summary Record:

**No. of Owners:** 1  
**No. of Properties:** 1  
**No. of Tangibles:** 0

**No. of Shares:** 0  
**No. of Shares Due:** 0

**Amount Reported:** \$500.00  
**Amount Due:** \$500.00

[Create A Record](#)

- Record # 1

[Delete](#)

#### Owners:

[Add / Edit Owners](#)

Owner	Owner Name	Owner Address	Relationship Code
Primary	John Smith		SO

#### Properties:

[Add / Edit Property](#)

Property	Property Type	Amount Reported	Amount Due	No. of Shares	No. of Shares Due
1	AC01	\$500.00	\$500.00	N/A	N/A

## MANUAL ONLINE REPORTING

[← Back to Report Summary](#)

### SUMMARY



[Submit](#)

You will not be able to return to edit your report once the file is submitted.

Please review your submission and check each of the boxes to confirm that the summary record reflects the records included in your submission.

By clicking "Submit" you are confirming that the information displayed below is correct and no further action is required.

*\*Optional: You may download a copy of your NAUPA file for your personal records. You will not need to submit this copy to the state.*

[Download NAUPA File](#)

#### Holder Info:

**Holder Name:** Test Holder 1

**Holder Tax ID:** 858858858

**Contact Name:** John Smith

**Contact Address 1:** 6400 Linderson  
Way SW

**Contact City:** Tumwater

**Contact State:** WA

**Contact Zip:** 98501

**Contact Phone:** (360) 705-6045

**Contact Email:** johnsmith@email.com

#### Summary Record:

**No. of Owners:** 1

**No. of Shares:** 0

**Amount Reported:** \$500.00

**No. of Properties:** 1

**No. of Shares Due:** 0

**Amount Due:** \$500.00

**No. of Tangibles:** 0

#### - Record # 1

#### Owners:

Owner	Owner Name	Owner Address	Relationship Code
Primary	John Doe	6400 Linderson Way SW	SO

Note: This is your last opportunity to print a summary for your records. x

## FINAL REVIEW

Report Successfully Submitted For Processing

Print Summary

### To Pay By:

- ACH Debit (E-Check), debit card, or credit card payment, click [HERE](#).
  - You will be charged a 3.5% transaction fee for paying with a debit or credit card.
- ACH Credit or wire transfer, click [How To Make A Payment](#).
- Check, print this holder summary and mail it to our office along with the check. Failure to pay electronically will result in a 5% penalty. You will receive a bill charging you the 5% penalty.

Department of Revenue  
Unclaimed Property  
PO Box 34053  
Seattle, WA 98124-1053

The reporting process is complete. [Return to the Home Page](#).

Please click "Print Summary" to retain a copy of this page for your records.

### Holder Info:

Holder Name: Test Holder 1

Holder Tax ID: 858858858

Contact Name: John Smith

Contact Address 1: 6400 Linderson  
Way SW

Contact City: Tumwater

Contact State: WA

Contact Zip: 98501

Contact Phone: (360) 705-6045

Contact Email: johnsmith@email.com

### Summary Record:

## Payment options

- ACH debit (e-check).
- Debit card.
- Credit card.
- ACH credit or wire transfer.
- Check (5% penalty applies).



Note: This is your last opportunity to print a summary for your records.



6/14/2021 3:20:01 PM

**Report Successfully Submitted For Processing**

**To Pay By:**

- ACH Debit (E-Check), debit card, or credit card payment, click [HERE](#).
  - You will be charged a 3.5% transaction fee for paying with a debit or credit card.
- ACH Credit or wire transfer, click [How To Make A Payment](#).
- Check, print this holder summary and mail it to our office along with the check. Failure to pay electronically will result in a 5% penalty. You will receive a bill charging you the 5% penalty.

Department of Revenue  
 Unclaimed Property  
 PO Box 34053  
 Seattle, WA 98124-1053

The reporting process is complete. [Return to the Home Page](#).

Please click "Print Summary" to retain a copy of this page for your records.

**Holder Info:**

<b>Holder Name:</b> Test	<b>Holder Tax ID:</b> 151151151	<b>Contact Name:</b> RTim
<b>Contact Address 1:</b> 6400 Linderson Way SW	<b>Contact City:</b> Tumwater	<b>Contact State:</b> WA
<b>Contact Zip:</b> 98501	<b>Contact Phone:</b> (360) 705-6045	<b>Contact Email:</b> josephg@dor.wa.gov

**Summary Record:**

<b>No. of Owners:</b> 1	<b>No. of Shares:</b> 0	<b>Amount Reported:</b> \$500.00
<b>No. of Properties:</b> 1	<b>No. of Shares Due:</b> 0	<b>Amount Due:</b> \$500.00
<b>No. of Tangibles:</b> 0		

**- Record # 1**

**Owners:**

Owner	Owner Name	Owner Address	Relationship Code
Primary	Doe		SO

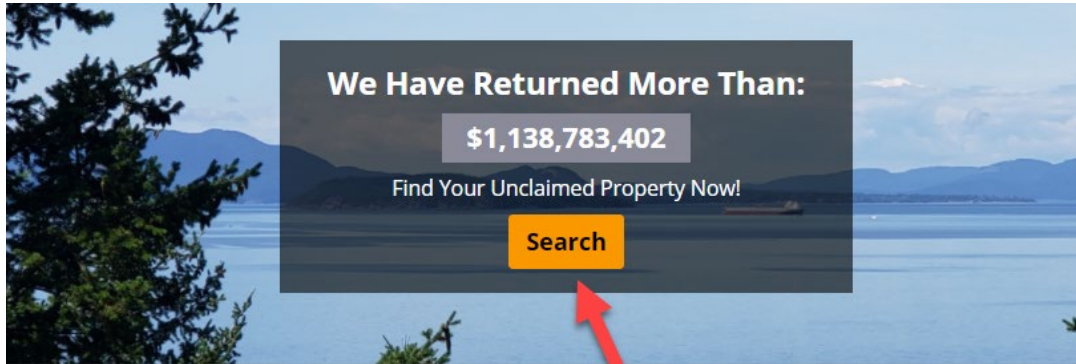
**Properties:**

Property	Property Type	Amount Reported	Amount Due	No. of Shares	No. of Shares Due
1	CK01	\$500.00	\$500.00	N/A	N/A

6/14/2021 3:20:01 PM



# Claiming your unclaimed property



## Welcome To The Washington Unclaimed Property Website

One of our top priorities is reuniting owners with their lost or misplaced property. We are also dedicated to educating and providing guidance to holders of unclaimed property to ensure compliance with unclaimed property laws.

### Search And Claim Property

Search here to see if you have unclaimed property.

Last or Business Name:

First Name:

City:

ZIP Code:

Property ID:

**Search**

### Check Claim Status

Check the status of your previously filed claim.

Claim ID:

**Search**

---

### Reporting

If you are a Holder, choose the option below to securely upload your NAUPA file.

**File A Report**

## SEARCH

This free and secure service to search for and claim lost funds is provided by the State of Washington's Unclaimed Property Program.

### Search Instructions

- If you received a postcard, enter the Property ID number from the postcard in the **Property ID** field and click **SEARCH**.
- Otherwise, enter your last name or your business name in the **Last or Business Name** field and click **SEARCH**.
- To narrow your results, enter your first name, city, and zip code. Click **SEARCH**.
- Click [HERE](#) if you did not find your expected results.

### Claiming Property

- Select **CLAIM** next to the property or properties you want to claim.
- Select **VIEW CLAIMED PROPERTIES** to begin the claiming property process.

\*Last or Business Name:  ?

First Name:  ?

*Narrow your search with the following fields:*

City:  ?

Zip Code:  ?

\*Property ID:  ?

**SEARCH**

If you have any questions or concerns regarding the privacy of your information or the legitimacy of this website, please call our office at (360) 534-1502

# Search Example

## Search for Unclaimed Property

**SEARCH**

This free and secure service to search for and claim lost funds is provided by the State of Washington's Unclaimed Property Program.

**Search Instructions**

- If you received a postcard, enter the Property ID number from the postcard in the **Property ID** field and click **SEARCH**.
- Otherwise, enter your last name or your business name in the **Last or Business Name** field and click **SEARCH**.
- To narrow your results, enter your first name, city, and zip code. Click **SEARCH**.
- Click [HERE](#) if you did not find your expected results.

**Claiming Property**

- Select **CLAIM** next to the property or properties you want to claim.
- Select **VIEW CLAIMED PROPERTIES** to begin the claiming property process.

**\*Last or Business Name:**  ?

**First Name:**  ?

*Narrow your search with the following fields:*

**City:**  ?

**Zip Code:**  ?

**Property ID:**  ?

**SEARCH**

If you have any questions or concerns regarding the privacy of your information or the legitimacy of this website, please call our office at (360) 534-1502

**RESULTS:** Your search returned 1000 unclaimed properties.

**VIEW CLAIMED PROPERTIES (2)**

Display:  ↕

First Previous **1** 2 3 4 5 Next Last

To file a claim for properties on this list, click **CLAIM** next to those properties. Next, click on **VIEW CLAIMED PROPERTIES**.  
To remove a claim previously selected, click **REMOVE** next to the claim.

Select an Action	Owner Name	Co-Owner Name	Holder Name	Address	City	Zip Code	Property ID	Amount
<b>CLAIM</b>	COUNTY THURSTON		COLORADO STATE OF	2000 LAKERIDGE DRIVE SW BLDG 3	OLYMPIA	98502	10163871	\$25-\$50
<b>CLAIM</b>	THURSTON COUNTY		DEPARTMENT OF SOCIAL & HEALTH SERVICES	SUPERIOR COURT 2000 LAKERIDGE DR SW	OLYMPIA	98502	9369784	\$25-\$50
<b>X</b> Remove	THURSTON COUNTY		TYCO INTEGRATED SECURITY LLC	PO BOX 1147	CHEHALIS	98532	119139	\$50-\$100
<b>X</b> Remove	THURSTON COUNTY		HSBC FINANCE CORPORATION & SUBS	2000 LAKERIDGE DR SW	OLYMPIA	98502	1904209	OVER \$100
<b>CLAIM</b>	THURSTON COUNTY		FIRST AMERICAN TITLE CO	2000 LAKERIDGE DRIVE SW RESOU	OLYMPIA	98502	2618161	OVER \$100
<b>CLAIM</b>	THURSTON COUNTY		AVNET INC	2000 LAKERIDGE DR SW #3	OLYMPIA	98502	14495237	OVER \$100

# Enhanced Website Assistance Claiming Your Cash

Department of Revenue Washington State

Claiming Property Reporting Property About

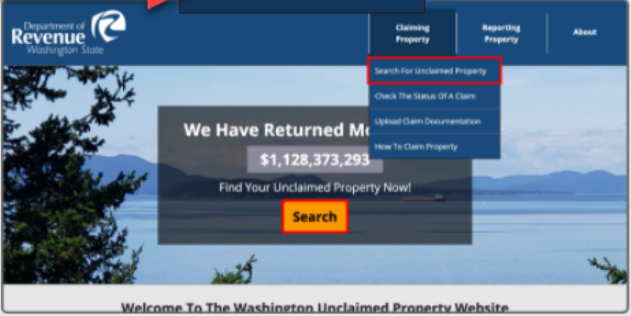
Search For Unclaimed Property  
Check The Status Of A Claim  
Upload Claim Documentation  
How To Claim Property

## HOW TO CLAIM PROPERTY

1. Search For Property 2. Submit A Claim 3. Complete Your Claim's Progress

**STEP 1: Navigate to the property search page**


Go to the home page, hover over **Claiming Property**, and select **Search for Unclaimed Property** under the drop down menu, or click the **SEARCH** button in the middle of the page.



Welcome To The Washington Unclaimed Property Website

**STEP 2: Type your name to search for property**

Type your last name or business name in the **Last or Business Name** field. You can also enter your first name in the **First Name** field. Click Search.



SEARCH

This free and secure service to search for and claim lost funds is provided by the State of Washington's Unclaimed Property Program.

If you received a notice and know your Property ID, enter that number and click SEARCH. Otherwise, enter your last name or the name of your business name and click SEARCH. To narrow your results you may also enter your first name, city, and zip code.

When you are ready to submit your claim, select "View Claimed Properties," select your


Narrow your search with the following fields:

\*Last or Business Name

First Name

**STEP 3: Select your property and click claim**

If you find property that belongs to you, click **Claim**. Click on the **VIEW SELECTED PROPERTIES** button to start the claim process.



Owner Name	Co-Owner Name	Holder Name	Address	City	Zip Code	Amount
SMITH EQUITIES BP	JOHN SMITH					
STEVEN SMITH	GREGOR					
SMITH REALTY BP	JACOB SMITH					
ANDREW SMITH	ROBERT					
AARON SMITH						

Property Name	Holder Name	Address	City	Zip Code	Amount
SECOND NATIONAL BANK		123 MAPLE AVE	SOMETOWN	80001	\$10,000
NATIONAL CAPITAL BANK		67 CHERRY ST	ANYTOWN	80004	Over \$100
CAPITAL CONTRACTORS		45 SMITHSON DR	SOMETOWN	80003	\$0.00

Department of Revenue Washington State

Claiming Property Reporting Property About

Contact Us  
What Is Unclaimed Property?  
FAQs  
Unclaimed Property Law  
Auctions  
Forms  
Privacy Policy  
Heir Finder Asset Locator  
**Videos**  
Ayuda En Español


## VIDEOS

**Claim Videos**

- How to search for property
- How to claim property
- How to upload claim documentation
- How to check claim status

**How To Make A Payment**

- How to pay an invoice



Department of Revenue Washington State

HOME CHECK THE STATUS OF YOUR CLAIM

SEARCH \*Required field SEARCH

\*Claim ID: 3507166

**How To Check Your Claim Status:**

- Enter your Claim ID in the **Claim ID** field.
- Click **SEARCH**.

The Results section shows the status of your claim.

## RESULTS

Claim ID	Status
3507166	Your documents have been received. We will notify you when your claim has been processed, allow up to 60 days.

# UCP Website Changes – Local Government Impacts

- Non-remitted properties on website indefinitely
- Local Government pays unclaimed property =  
Contact UCP Team ASAP





# Business Licensing Service (BLS) Partnership Update

Eric Jones

July 2021

# Agenda

- Onboarding
- System access
- Communication
- Change requests
- Questions





# 200+ partners by summer 2022





# Cities joining in 2021

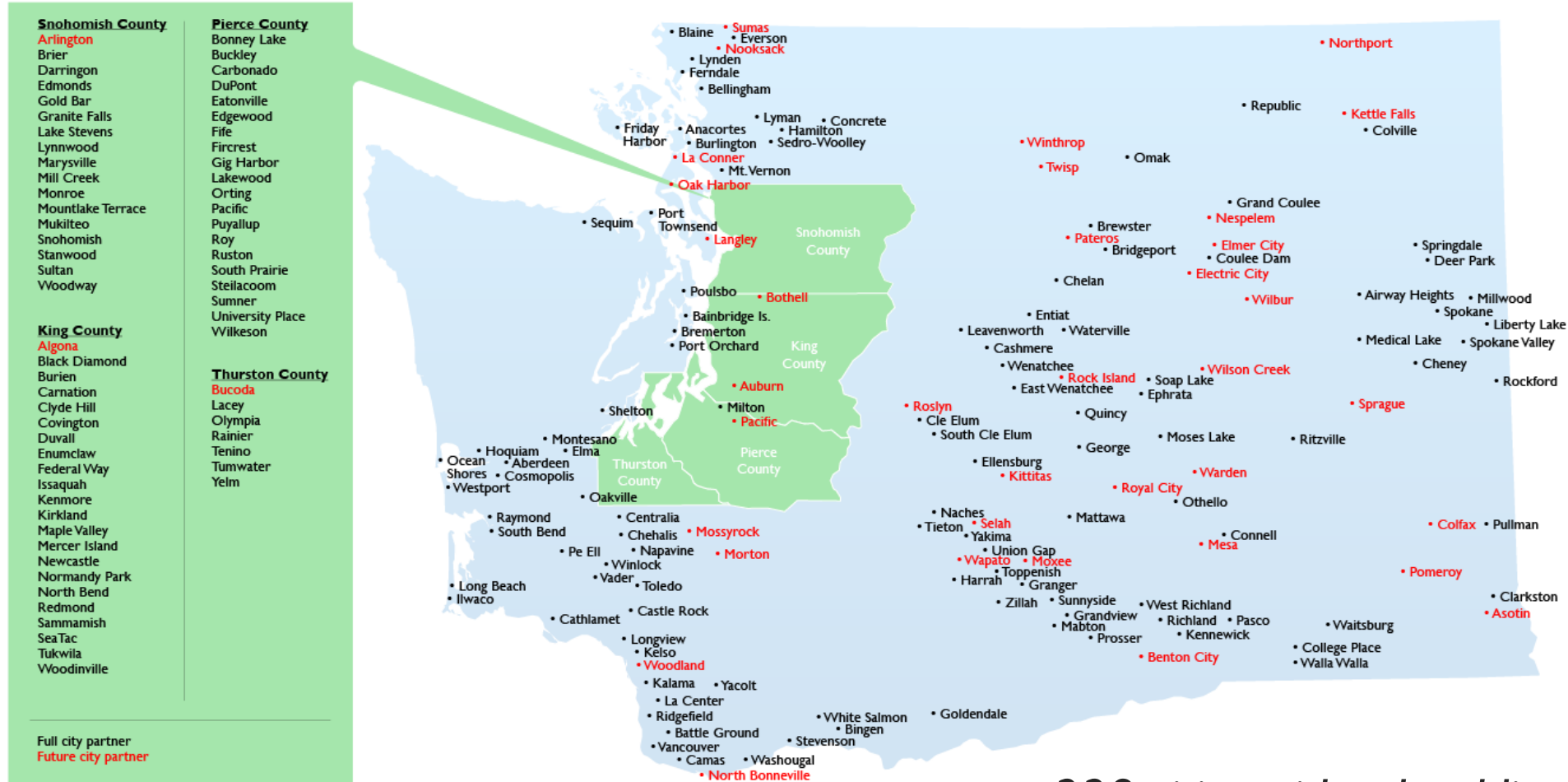
- 
- Aberdeen
  - Algona
  - Arlington
  - Bingen
  - Bremerton
  - Bucoda
  - Cathlamet
  - Cosmopolis
  - Electric City
  - Elma
  - Goldendale
  - Hoquiam
  - Kittitas
  - Mabton
  - Mattawa
  - Montesano
  - Moxee
  - N. Bonneville
  - Ocean Shores
  - Pacific
  - Pe Ell
  - Pomeroy
  - Rainier
  - Redmond
  - Rock Island
  - Roslyn
  - Royal City
  - South Prairie
  - Toledo
  - Vader
  - Waitsburg
  - Warden
  - Westport
  - Wilbur
  - Wilkeson
  - Wilson Creek
  - Winlock
  - Zillah



## Cities joining in 2022

- 
- Albion
  - Benton City
  - Bothell
  - Colfax
  - Kettle Falls
  - La Conner
  - Langley
  - Mesa
  - Nooksack
  - Northport
  - Oak Harbor
  - Sprague
  - Sumas
  - Twisp
  - Winthrop
  - Woodland

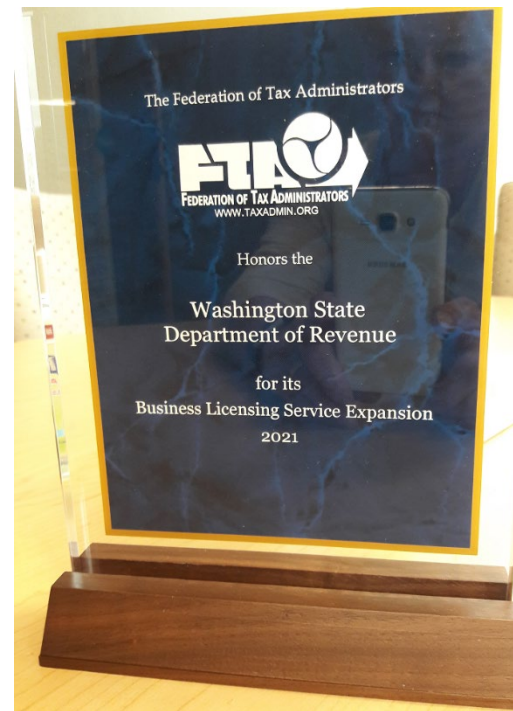
## 176 BLS city partners as of July 22, 2021



228 cities with a local license



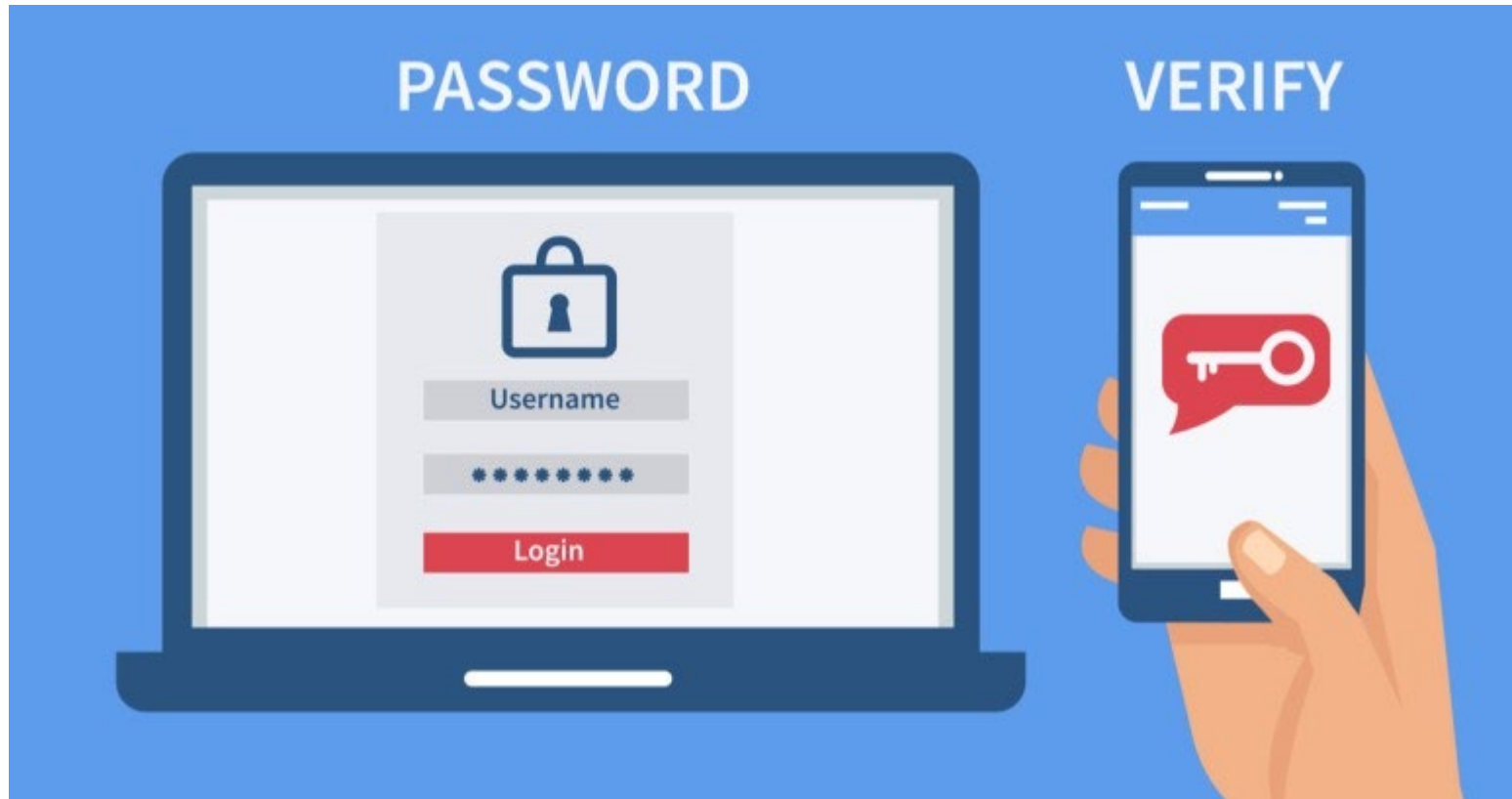
# BLS earns national recognition



# System access



# New Authentication for My DOR





# ATLAS access process

Department of Revenue Washington State

**My DOR**

Secure access to Washington State Dept. of Revenue's tax and business licensing services

Use your Secure Access Washington (SAW) user ID and password. [What is SAW?](#)

**SAW User ID**

JoeTax@dor.wa.gov [Forgot?](#)

**Password**

..... [Forgot?](#)

Show Password

**Log in** [New user? Sign up](#)  
Not sure? Check if you have one

**Secure Services**

- File a tax return
- Get or renew a business license
- Access a reseller permit
- Request a tax status letter
- Access secure messages
- **More services**
  - Express file a no business return
  - Pay a bill
- File a consumer use tax return

**Have NO business to report?**  
Express file  
No login required.

Need to report your Paid Family & Medical Leave (PFML)?  
[Go to paidleave.wa.gov](#)

**ClaimYourCash**  
Unclaimed Property

Visit [ucp.dor.wa.gov](#):

- Search for unclaimed property
- File an unclaimed property report



# Training



# Communication





# BLS Partner Post delivery



## The BLS Partner Post

Timely updates for Washington state's business licensing partners.

Tuesday, June 29, 2021

## BLS Partner Post: June 2021 Update

### Revenue's Local Government Partnership Meeting set for July

The Department of Revenue's Local Government Partnership Meeting is going virtual again this year. The annual meeting for cities, towns, and others is set for Thursday, July 22 via WebEx. Registration is required for this free meeting. The Association of Washington Cities and the state Economic Forecast Council will provide updates along with Revenue division. Visit [dor.wa.gov/lgpmeeting](http://dor.wa.gov/lgpmeeting) to register and see the full agenda.



Search BLS Partner Post

Subscribe by email

Blog Archive

BLS Partner Post

# Updated mailing list

The screenshot shows the Washington State Department of Revenue website. At the top right, there are links for 'Laws & rules', 'Careers', 'Contact', 'About', and a 'Log in' button. A search bar is located below these links. A dark blue navigation bar contains the following items: 'Home', 'Open a business', 'Manage a business', 'Taxes & rates', 'File & pay taxes', 'Education', and 'Forms & publications'. The main content area is divided into three light blue columns:

- Businesses** (with a briefcase icon):
  - Open a business
  - Get or renew a business license
  - File a return
  - Manage a business account
  - More...
- Tax professionals** (with a person icon):
  - Find a law or rule
  - Get a binding ruling
  - Learn about voluntary disclosure
  - View our rule making agenda
  - More...
- General public** (with a group of people icon):
  - Claim your cash or property
  - Apply for a sales tax refund
  - Learn about property tax
  - Get statistics and reports
  - More...

The footer is a dark grey bar with six columns of links:

- Home**: About, Careers, Contact, Help us improve, **Join our mailing lists** (circled in red), Laws & rules
- Open a business**: Get started, Apply for a license, Plan for taxes, **Manage a business**, Run
- Taxes & rates**: Sales & use tax rates, Tax incentives, Business & occupation tax, Retail sales tax, Use tax, Property tax
- File & pay taxes**: Filing frequencies & due dates, File or amend my return, Report no business activity, Late filing, Reviews and appeals, Apply for a tax refund
- Education**: Industry guides, Events and workshops, Watch a video, Audits
- Forms & publications**: Forms by name, Forms by subject, Publications by name, Publications by subject

# Updated mailing list

Department of  
**Revenue**  
Washington State

### Sign Up for Email or SMS Notifications!

Get the latest news and updates from the Washington State Department of Revenue. You will be automatically subscribed to receive our General Information updates. You can select additional topics below.

Email or phone \*

**360-705-6777**

#### Filing reminders

- Filing reminders: Monthly filers
- Filing reminders: Quarterly filers
- Filing reminders: Annual filers


#### General information

- Sales tax rate changes
- News releases
- Location services (GIS) system notifications
- Mobile app: Tax rate lookup
- Cigarette and tobacco
- Vapor and ENDS



### Agency partners

- BLS agency partners
- BLS city/town partners
- Local government partnership
- Location services (GIS) system notifications



# System change requests



Department of Revenue  
 Business Licensing Service (BLS)  
 Partnership Services  
 PO Box 47475  
 Olympia, WA 98504-7475  
 Dorblspartner@dor.wa.gov  
 360.705.6777

<b>BLS USE</b>	
PCR # <input type="text"/>	Date received <input type="text"/>

## BLS Partner Change Request

 [Reset This Form](#)

*Subject to review and acceptance by BLS*

Name of Local Government or State Agency Licensing Program Submitting Request: <input type="text"/>			
Contact Person Name: <input type="text"/>	Title: <input type="text"/>	Phone: <input type="text"/>	Email: <input type="text"/>
This request is for <i>(mark all that apply)</i> : <input type="text"/>			

# BLS Support

- **Business Licensing Call Center**
  - 360-705-6741 & [bls@dor.wa.gov](mailto:bls@dor.wa.gov)
- **Licensing Operations**
  - 360-705-6744 & [faxbls@dor.wa.gov](mailto:faxbls@dor.wa.gov)
- **12 offices statewide**
  - [dor.wa.gov](http://dor.wa.gov)
- **BLS Partnership Services – Katie Early, Manager**



# Contact

BLS Partnership Services  
(360) 705-6777

[dorblspartner@dor.wa.gov](mailto:dorblspartner@dor.wa.gov)





# Questions?



# Thank you for attending!

For further questions contact Alexis Warner:

Phone: 360-596-3667

Email: [alexisw@dor.wa.gov](mailto:alexisw@dor.wa.gov)

Web: [dor.wa.gov/lgpmeeting](http://dor.wa.gov/lgpmeeting)

You will receive follow up communication with a survey link and CPE credit, if you requested it.